

**Volume 69, Issue 1**

**Sacramento Capitol A's Newsletter**

**January 2026**

### Officers 2026

President - Daniel Gossen  
Vice President - Dennis Bowie  
Secretary - Angela Stergion-Becker  
Treasurer - Katy Trainer

### Board of Directors 2026

David Gill  
Dennis Martin  
Thomas DeCicco  
David Trainer  
Marc Belon  
Lynn Datwyler  
Joel Trzaska  
David George, Alternate



## President's Message

**Daniel Gossen**

I am pleased to extend my best wishes for a Happy New Year and look forward to an exceptional 2026. I would first like to recognize and thank our 2025 Officers and Board Members for their dedicated service. My gratitude also extends to our Committee Chairs, whose countless hours of behind-the-scenes work keep our club operating smoothly. I am also delighted to welcome our 2026 Officers and Board Members. This leadership team combines fresh perspectives with experienced voices, and I anticipate remarkable achievements in the year ahead.

I appreciate those who have volunteered for Committee Chair positions. While many roles have been filled, several opportunities remain available. If you are interested in contributing to the operational success of our club, I encourage you to consider joining our committee leadership team.

December featured numerous engaging club activities. I would like to give a huge thank you to Tim and Tina Raibley for planning our Annual Christmas Party on December 13th and the Board Members in helping with set-up. Once again it was a tremendous success, featuring wonderful food, fellowship, and conversation. Santa's appearance delighted the children in attendance, adding to the festive atmosphere.

*"No one is ever really gone, as long as they took the time to leave us with fond memories."* —Chris Sorensen. I would like to take a moment to remember Brian Palumbo as he passed away on his 80th birthday. I'm sure many of you remember a good story, happy memory, or a good time you shared with Brian.

I am enthusiastic about the opportunities that await us in 2026. Our 67th Anniversary Luncheon will be held on February 21st at Sierra View Country Club in Roseville. I encourage you to purchase your tickets early, as this promises to be a memorable celebration you will not want to miss. Throughout the year, we will offer numerous tours, luncheons, social gatherings, and workshops that provide excellent opportunities for fellowship and engagement. Hope to see you all there.

Extending wishes for a Happy New Year and look forward to an exceptional "2026."

*Daniel Gossen*

### What's Inside:

Club News	Pg. 2
Birthdays & Anniversaries	Pg. 3
Sunshine	Pg. 3
Events Calendar	Pg. 4
Upcoming Activities	Pg. 5
Past Activities	Pg. 7
Fashion	Pg. 11
Technical	Pg. 13
Classifieds	Pg. 15
What Was Happening On	Pg. 17

### Questions? Comments?

Please email to [ahooogaeditor@gmail.com](mailto:ahooogaeditor@gmail.com)

**The Capitol A members meet the first Friday of each month at 7:30 pm in Veterans Hall at Carmichael Park, 5750 Grant Ave, Carmichael CA**

The Sacramento Capitol A's are dedicated to the preservation and enjoyment of the 1928-1931 Model A Ford and its era. The Sacramento Capitol A's Model A Club was chartered by the Model A Ford Club of America (MAFCA) on May 15<sup>th</sup>, 1959, and is the second oldest active club in California and the 6th oldest club in the U.S.. Some items in this newsletter may have come from other publications. We thank others for sharing and invite you to use any information found here with credit to the original contributor.



## 2026 Annual Dues Renewal

**Dues of \$50 per membership were due by December 31, 2025. If you haven't done so, please renew immediately. A late fee of \$10 is now assessed so the total renewal fee is \$60.00.**

They can be paid at a general meeting either by check or cash. All checks must be made payable to: Capitol 'A' Club, Inc.

If you would like to mail your check, please send to: Attn: Katy Trainer, Capitol A's, P.O. Box 1416, Carmichael, CA 95608.

You may also pay your dues electronically via a Zelle transfer (through your bank's website or the Zelle App). Just enter the email address: [capitolatreasurer@gmail.com](mailto:capitolatreasurer@gmail.com), the amount, note "2026 Dues" in the memo space and the treasurer will receive notification to claim the funds.

Changes to your current membership information (ie. address, email, phone) can be sent with your payment, or emailed our current List Keeper: Julia Martin.

MAFCA NOTE: Our club dues are separate from your MAFCA dues, which are required to be a member of the Capitol A's. Please remit your MAFCA dues directly to MAFCA. MAFCA dues are payable online at [www.mafca.com](http://www.mafca.com)

## Remembering Our Friend Brian Palumbo by Peggy Gill



Brian Palumbo was a native Sacramentan, born on December 17, 1945. He graduated from El Camino HS and enlisted in the Air Force where he served four years. With his technical engineering skills, he went on to a long career in the Bay Area and in 1988, he met Tracy. Tracy was smitten instantly, and will be quick to say that Brian was the love of her life. She was drawn by his insatiable curiosity about everything, especially people, and his flair for the dramatic. Brian's work took them to Hong Kong for four years where they traveled around Asia and met many people who became lifelong friends.

Brian never met a stranger in his life. He was warm and welcoming to everyone he met and talked to everyone he met all over the world. He was an avid HAM Radio Operator and continued making friends around the world through that community.

In 2012, Brian decided he wanted either a motorcycle or a Model A. As we all know, the Model A was his ultimate choice. He and Tracy bought their Model A, Millie Patina, off eBay and had her delivered cross country in a covered transit. Joining the Capitol As in January 2013, they had great fun participating in club events and meeting more lifetime friends.

Brian passed away in the early morning of December 17, 2025, on his 80th birthday. He will be missed by family and his many friends.



## *Sunshine Report*



A sympathy card was sent to the Palumbo Family on the passing of Brian.

If you know of anyone who could use a card to cheer them up or wish them well, please contact the Sunshine Chairperson, Bobbi Cornejo, at [bobbicor@gmail.com](mailto:bobbicor@gmail.com).

**Bobbi Cornejo, Sunshine Chairperson**

## *Anniversaries*

11 John & Trish LaVoy



## *Birthdays*



03 Kathy Ferguson  
04 Tim Jones  
05 Lynn Datwyler  
07 Richard Rodriguez  
07 Donald Myers

11 Jim Sanfelice  
12 Chris Globis  
12 Jim Sizemore  
14 Jim Moser  
15 Fred Howe

15 Jeanne Probasco  
25 Susan Long  
30 Russ Haynes  
30 Gloria Phinney





## Events Calendar



### January 2026

- 02 January Monthly Meeting
- 03 Technical Seminar 8:00am @ Kevin Furry's Home, 103 Meadow Lakes Ct., Folsom
- 06 Board Meeting 7:00pm @ David & Katy Trainer's Home, 1605 Grenoble Dr., Woodland
- 20 Men's and Women's Birthday Lunches - 11:30am @ Chili's, 5303 Sunrise Blvd., Fair Oaks

### February 2026

- 06 February Monthly Meeting
- 07 Technical Seminar - TBD
- 10 Board Meeting @ TBD
- 17 Men's and Women's Birthday Lunches - 11:30am @ Chili's, 5303 Sunrise Blvd., Fair Oaks
- 21 67th Capitol A's Anniversary Luncheon (see page 5 for details)



## *Upcoming Activities*

### **Save The Date for the Capitol A's 67th Anniversary Luncheon**



**The Anniversary Luncheon is Saturday, February 21, 2026  
Come celebrate 67 Years of Grinding Gears!**

Sierra View Country Club, 105 Alta Vista Drive, Roseville  
The event is dressy-casual or the always welcome Model A attire.

The party starts at 11:30. There will be a No-host bar, and appetizers of coconut chicken skewers will be served, followed by a buffet lunch of pear & butter lettuce, and pasta salads, chicken piccata with garlic mashed potatoes, try-tip with rice pilaf, mixed veggies, and dessert.

The cost is \$30 per person. Payment can be made by cash, check, or Zelle. Make your check payable to Capitol 'A' Club, Inc. Payments will be collected at the January and February meetings.

If you will not be attending one of these meetings, please mail your check to Kim Gossen, 3300 New Hogan Place, West Sacramento, CA 95691.

If paying with Zelle, send your payment to [capitolatreasurer@gmail.com](mailto:capitolatreasurer@gmail.com) and note 'Anniversary Lunch' in the memo space.

**The last day to purchase your tickets is February 6th.**





## Save the Date: May 22nd - 24th, 2026 Northern California Regional Group (NCRG) Mini Roundup in Sonora, California

WHERE: Mother Lode Fairgrounds/Manzanita building

220 Southgate Dr

Sonora, Ca

Join the Sonora, Modesto and Santa Clara Model A Clubs as they host the Northern California Regional Group mini roundup this year. Held at the Mother Lode Fairgrounds in Sonora. Three days of fun events are planned so get those Model A's out and ready to go! Lots of activities and do not forget great food and fellowship will be abundant, hope to see you all there!

More details to follow as they become available. Visit the website at: <https://sonoramodelclub.com/>



## Save the Date: May 31st - June 7th, 2026 MAFCA National Convention in Pendleton, Oregon

Dear Model A Ford Enthusiasts,

The Blue Mountain A's are hosting the 2026 MAFCA National Convention in Pendleton, Oregon. Please see a video invitation at: [2026 MAFCA National Convention](https://www.2026mafcanationalconvention.com).

The National Convention will include all the traditional activities including car judging, fashion display judging and boutique, swap meet, seminars, Hubley races, and tours throughout the Blue Mountains of Northern Oregon. Click on this link: <https://www.2026mafcanationalconvention.com> for the complete details of the Convention and how to register. Details on lodging will be provided through email once the registration application has been turned in.

More details to follow as they become available.



## Past Activities

### December 5th KCRA and CHiPs for Kids Toy Drive - Joe and Karen Lopez Tour Leaders

The CHiPs Toys for Kids toy run was successful, smooth and ultra satisfying. Our Club participated in this toy drive at Cal Expo on Friday December 5th. It was a short sleigh ride with Santa Dennis Bowie being driven in by Joe Lopez. Santa delivered lots of toys that were generously donated by our car club. Also, our club members handed out toys from their Model A. Additionally, Santa was given a special seat near the Christmas tree. There was lots of cheering, wishing Merry Christmas along with honking of horns. The following families also participated and drove their Model A to this Event: Joe and Karen Lopez, Richard Rodriguez, Marc, Sharyn and Kristina Belon, Jay Dennis, Dave Ford and Ann, Larry and Linda Witttrup, Al and Iris Smith, Dennis and Julia Martin, and David and Katy Trainer. Afterwards almost everyone went to lunch at Olive Garden where the visiting and merriment continued. It was not surprising the manager and server recalled us from last year. Our server inquired where was Mrs. Claus this year. It is incredible to experience the impact of our club at a charity drive and at a restaurant. It is certainly a special opportunity to enjoy being part of a club that makes us feel so proud. A huge thank you to the Capitol A's for their generosity and participation. **Your tour leaders, Joe and Karen Lopez**





## December 6th - Elk Grove Holiday Parade of Lights - Fuzzy Furry Tour Leader

Fuzzy Furry, his neighbor Fred, along with Karen and Joe Lopez participated in the Elk Grove Parade of Lights. It was definitely a fun evening!



## December 13th - Capitol A's Annual Christmas Party

Our annual Capitol A's Christmas Gathering. The weather was frightful, but the FRIENDS and food were delightful. Santa came and handed out presents to the children. Hope everyone had a very Merry Christmas and will have a Happy and Safe New Year!













# Fashionably Speaking

By Fern Davis

## Outfits For Winter Sports



Winter sports were widely enjoyed in the Model A era. Comfort is the prerequisite for these clothes, practical, yet smart! Smart women are forsaking eccentric, modernistic designs, in favor of somber colors as navy, black or brown and combine brightly colored accessories, bright blue, vivid green, yellow and red. For skiing and lugging the long trousered suit is preferred in either serge, jersey, gabardine or waterproofed whipcord. The top may be a heavy woolen shirt tucked into trousers that fit tight at the hips or a short jacket that comes over the trousers which come to the normal waist and can be worn over or under boots.

For skating, clothes are a little different. The short tweed skirt and jumper topped by a short cloth or fur jacket is the most usual costume, but long, tight trousers with a 3/4 belted coat proved practical last year, and are worn by some of the smartest women this year.

Caps and scarfs remain the decorative accessories they have always been. Knitted hats are new for winter sports. Left is a beige chenille jersey, right a blue novelty woolen and center Patou's fur cap in black astrakan.

Our illustrations are from *Good Housekeeping* January 1930.





# Fashionably Speaking

By Fern Davis

## Let's Go To The Mountains For The Holidays

From Paris come smart new models for winter sport and traveling there. Freedom of motion is important, and clothes must be warm and comfortable without being cumbersome. Each sport has its own demands. The long trouser tucked into the ski boot for skiing, and the short skirt for skating. As balance is all important for skiing, the short, close jacket, which will not be caught by the wind, and must be closely woven to prevent the snow and wind from drifting in, is vital. Gabardines and pressed, finely-woven flannels are chosen, usually of solid colors, although blacks and navy blues are used as a background for vivid scarf, cap and mittens for contrast.

The skating costume is somewhat different. It also demands the short jacket, which may be of fur, worn with a short, circular skirt, in color contrast or material. The model here wears black velveteen for the skirt, with a plaid jacket smartly trimmed in baby lamb. Plaid is repeated in the wool stockings and in the top of the cap. Under the Gunman fur jacket a wool sweater with a high rolled collar matches the facing of the tight fitting cap and the gloves, while the ribbed stockings harmonize with the color of the skirt.

For the winter traveler, the two coats from Schiaparelli and Irfe are ideal. The top section is of rough tweed and the impression is that it is lined with black rabbit. The top or tweed portion conveniently peels off, and underneath is a black coat of wool silk. In this manner there is a coat to travel in and a dressier coat underneath for the required occasion. The other coat is in a tan and gold diagonal weave. Pay particular attention to the hats worn by the models!

Illustrations are from *Good Housekeeping*, January, 1929.







# Converting the Ahooguh

By Tom Endy – Westminster, California

There is an inclination for many members of the Model A kingdom to convert the electrical system from 6-volts to 12-volts. This is becoming more and more common. The purpose of this article is not to encourage the conversion, but to aid those who have made up their mind to do so.


One consideration is the conversion of the ahooguh horn to be able to operate with 12-volts. In the past most people installed a dropping resistor that can be obtained from any of the suppliers. This however is not always the perfect solution. The dropping resistor has to be a very low ohm value and a high wattage value. If the ohm value is not correct the horn will sound sick. If the wattage value is not correct the resistor will burn out. Many of the dropping resistors on the market today cannot handle the power requirement and will burn out with repeated use of the ahooguh.



**An ahooguh dropping resistor that burned out**

A better solution is to rewire the horn from 6-volts to 12-volts. It is an easy task that anyone can do; you don't need to be an electrical engineer. The job does not require a complete disassembly of the motor section of the horn.

What is required is the rewiring of the two field coil windings. Each original field winding is made up of a nominal 10 feet of #20 gauge insulated wire. Each field winding is replaced with 20 feet of #24 gauge insulated wire.



**The field windings are on either side of the rotor**

Each field winding is attached at one end to a brush connection; the other end is attached to a terminal connection. The two field windings are wound in an opposite direction of each other.

Remove the front and rear section of the horn. Attach the center motor section to a piece of plywood with two screws and C-clamp it to a workbench. This will provide a stable work platform.

Unsolder both ends of a field winding and unwind the wire from its core. A measurement will show it is a nominal 10 feet long. It is not an accurate 10 feet and one side may not be exactly the same as the other side. Replace with 20 feet of #24 gauge wire around each core and solder it to the brush and the terminal. The windings do not need to be uniform or stacked in neat layers.

**A roll of #24 gauge wire obtained from a local electronics store and the removed #20 gauge wire from one of the two fields.**



The task is not difficult, only tedious. Best to have two people to do the job, one to guide the wire onto the core and the other to start out 20 feet away and loop the wire around the core for each wrap.

When reassembling the motor end of the horn line up the striker button blade in the center even with the rotating ratchet wheel, otherwise you will have a sick sounding ahooguh.



# The Ahooguh Origin

by Tom Endy

The ahooguh horn, also known as a Klaxon horn was developed and patented by Miller Reese Hutchison, an inventor of the early 20<sup>th</sup> century. Hutch, as he was known, patented the mechanism in 1908. The Lovell-McConnell Manufacturing Company of Newark, New Jersey bought the rights to manufacture the device and it later became standard equipment on motor cars. Franklyn Hallett Lovell Jr., the company founder, coined the name *klaxon* from the Ancient Greek verb *klazō*, meaning shriek. Klaxon horns produce an easily identifiable sound, often described in English as "ahooguh". Like most mechanical horns, the klaxon has largely been replaced by solid-state electronic devices, though the memorable tone has persisted on in classic cars of the era. Klaxon later became a brand name. The Klaxon horn was used on U.S. submarines during WWII. The Klaxon horn's characteristic sound is produced by a spring-steel diaphragm with a rivet in the center that is repeatedly struck by the teeth of a rotating cogwheel. The diaphragm is attached to a horn that acts as an acoustic transformer and controls the direction of the sound. In the first Klaxons, the wheel was driven either by hand or by an electric motor. Hutchison went to work for Thomas Edison in 1909, and was the chief engineer for Edison from 1912 to 1918. The ahooguh sound is usually heard today when a Model A Ford goes rolling down the road.

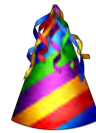


Miller Reese Hutchison 1876 - 1944






## January Classifieds



**For Sale:** 1930 Model A Pickup. Restoration in progress. Many new parts available. Frame mostly complete. Body needs to be restored. Good for a next project. Asking \$6,500 negotiable. Contact **Gene Tolbert** at 916-489-3258.

**For Sale:** 1930 Model A Coupe. Lots of extras. B engine and transmission. Overdrive. CB radio. Air conditioning. Great motor. 12 volt. 16" wheels and tires. Electronic ignition. Etched glass and more. Contact **John Anderson** at 916-712-0683.

**For Sale:** 1930 Sport Coupe. Good condition. 5K miles on a rebuilt engine. Contact **John Morelli** at 530-666-6844.



**For Sale:** Columns A-3550 painted no cracks; 2 each @ \$25

\* Crank guide early type A-5464-A new @ \$15

\* Starter 6V rebuilt A-11002 \$125 w/ core

\* Housing clutch AA-7501-B painted, used when needing 4speed transmission or newer model transmission swap.

\* 2 A-7005-L Model A three speed transmissions one early one late with towers rebuilt.

\* 2 AA-7006 4 speed transmissions rebuilt one short stick one standard stick.

\* Wheel wells new 2 each, A-1410-301 weld in 30-31. If you need help I have done 3 to date. \$30 ea.

\* Well right front fender, A-16005-A/W used needs some work. 30-31. \$40

\* If anyone wants a AA 4 speed transmission in a Model A I have a complete assembly even the special U-joint it was a factory modification late 31. its all bolt in no mods to any components.

I also have a big list of extra parts if you want to look at it, it's over 400 line items. **James Brucklacher**, call or text to 916-202-3182.

### **For Sale:**

\* Rims and tires 1930 19 inch. Set of four 19 inch rims and wheels. Two tires with lots of tread, Two running out. Tacoma Cream Powder Coat in great shape. Color easily changed with 2K paint.

\* 12V Alternator good condition. \$100 B/O or trade.

\* 4 good front hubs, 2 have original drums with straps. 2 have bad drums. I can remove old drums with Dennis's tool. Swedge new cast iron drums to the hubs saving \$160 each..

Contact **Fuzzy Furry** at 916-988-8921.

**For Sale:** 6V optima battery for \$75 as well as a 6V wet cell battery for \$50. Proceeds will go to the club. Both have been tested and are good. Contact **David Frank** at (916) 806-9756.







## When Winter Sweeps Down From the North

THROUGHOUT this country—in Canada and in Europe—the new Ford has made an unusual record for endurance and reliability. Cold weather emphasizes the value of its simplicity of design and dependable performance under all conditions.

The 1930 Automobile Winter Race, arranged by the Royal Automobile Club of Sweden, resulted in a sweeping victory for the Ford cars. This run was made over slippery mountainous roads.

At times, the cars were half hidden by snow. During the night the temperature was twenty degrees below zero.

At Fernan Lake, Idaho, a Ford car went through the ice and was submerged in fifteen feet of water. It was finally raised after twelve days and found to be in good condition. After a new battery and carburetor bowl were installed it was driven away under its own power. Even the exterior finish showed no serious harm.

There have been countless other examples of the way the new Ford stands up under the added stress and strain of winter driving.

Through swirling sleet and drifting snow it has fought its way on missions of business and of urgent need. Lives have been saved by its ability to get through. Thousands of Ford owners have found that it is no longer necessary to lay up the car when winter sweeps down from the north.




*The beautiful new Ford Town Sedan is richly finished and upholstered. You may purchase it on convenient, economical terms through the Authorized Ford Finance Plans of the Universal Credit Company*





# WHAT WAS HAPPENING IN... JANUARY 1930

ON THE MAGAZINE RACK



## IN THE NEWS




JAN 2: A mid-air collision killed film director Kenneth Hawks, cinematographer Conrad Wells, and eight other crew of the Fox Film Corporation while the two airplanes were filming an action scene for the movie *Such Men Are Dangerous*.




JAN 4: The Cadillac V-16 was introduced at the National Automobile Show in New York City.



JAN 2: Outlaws Bonnie Parker and Clyde Barrow meet for the first time.




JAN 13: "Mickey Mouse" comic strip first appears.



JAN 20: First radio broadcast of the "Lone Ranger" premiers on WXYZ Detroit.

## IN THEATERS



P.O. Box 1416  
Carmichael, CA 95604-1416

