

RUMBLE SHEET

JULY/ AUGUST 2025

VOLUME 66

ISSUE 4



Kathy & Allen Gano

1929 Model A Tudor

MODEL A FORD CLUB OF
LONG ISLAND

Model A Ford Club of Long Island

General Information

Membership & Dues

Annual dues is \$35 per membership (includes, husband, wife, and minor children) and \$17.50 for members over 80 years old. Dues paid after October 1st will be applied to the next calendar year.

For more information contact Dennis Fagan by email @ dennishfagan@gmail.com. Mail dues to Dennis Fagan 249 McConnell Ave Bayport, New York 11705

Membership in both MAFCA (Model A Ford Club of America) www.mafca.com and MARC (Model A Restorers Club) www.modelaford.org is highly recommended. Both provide many benefits as well as bi-monthly publications

Monthly Membership Meetings

General membership meetings will be held at the Bethpage Senior Center 103 Grumman Rd West Bethpage, NY 11714 on the first Wednesday of each month. The annual meeting for electing MAFCLI officers will be held at the November meeting. A quorum of at least 10 % of membership must be present at the meeting. All meetings will begin promptly at 7PM.

Directions To Bethpage Senior Center

Take the LIE or Northern State Parkway to South Oyster Bay Road. Take this southbound until you cross over the LIRR Main Line Tracks. Make the next left at the traffic signal, Grumman Road. Follow this down and the center will be on your left-hand side (or just punch the address into your GPS).

Executive Board Zoom Meetings

These meetings are held on the last Tuesday of each month. Members may request an invitation to attend the meeting by submitting a request to the president.

Editors Statement

The Rumble Sheet is the official publication of the Model A Ford Club of Long Island. Opinions expressed in the Rumble Sheet are not necessarily the policy of the club. Articles may be copied for non-profit use, provided credit is given to the noted author and the MAFCLI.

Advertising Fees Per Year

Full Page:	\$100 Club Members	\$200 Non-Club Members
Business Card :	\$30 Club Members	\$60 Non-Club Members

For Sale or Wanted Ads

Ads are free for members only. Ad must be automotive related and price must be stated. The editor reserves the right to edit ads. Ads will be printed as space permits and will run automatically for 3 issues unless the editor is notified.

Deadline For The Rumble Sheet

The Rumble Sheet is published bi-monthly. Please email all articles to the editor by the 15th of January, March, May, July, September and November for publication in the next issue. Send articles to Greg Volpe at grevol@optonline.net.

Disclaimer From The Board

Garage clinics are instructional sessions authorized by the board and generally conducted by the technical VP or his appointees. They are generally scheduled in the newsletter whenever possible. Work parties are groups of friends to undertake repairs and are not authorized by the board and as such the club is not liable for any occurrences arising from them.

MODEL A FORD CLUB of LONG ISLAND MISSION STATEMENT

As per our corporate charter, the mission of The Model A Ford Club of Long Island Inc :

- 1) Promote interest in the ownership, operation and restoration of the Model A Ford
- 2) Give and promote entertainment, social affairs, celebrations, exhibitions, games, amusements of any and all descriptions for the general enjoyment of members.
- 3) Provide accurate, historical and technical information about the Model A Ford.
- 4) Publish a periodic newsletter containing pertinent and newsworthy information of interest to the membership and other owners of the Model A Ford.

Model A Ford Club of Long Island Board Members

----- 2025 ELECTED OFFICERS -----

President	Ray Leblond	ny31fordor@gmail.com	(718) 213-3201
Technical Vice President	Bob Bidonde	modela1931@aol.com	(631) 471-9551
Activities Vice President	Jon Reiff	31aaflatbed@gmail.com	(516) 592-3911
Treasurer	Tom Lopez	tlopez1945@aol.com	(718) 672-2369
Recording Secretary	Mike Sarlo	msarlo@verizon.net	(516) 297-2025
Corresponding Secretary	Debby Duprez	wduprez@optonline.net	(631) 265-2597
Rumble Sheet Editor	Greg Volpe	grevol@optonline.net	(631)885-2469
Sr. Director	Charlie Tencza	ctbadguy@aol.com	(718) 470-6710
Directors	Anthony Lombardo	alombar4@optonline.net	(516) 308-3856
	Wayne Duprez	wduprez@optonline.net	(631) 258-3584
	Sam Zito	dellmanZ@aol.com	(516) 903-7853

-----APPOINTED POSITIONS-----

Membership Chairperson	Dennis Fagan	dennishfagan@gmail.com	(631) 300-7113
50/50 Raffle	Sam Zito	dellmanZ@aol.com	(516) 903-7853
Web Master	Anthony Lombardo	alombar4@optonline.net	(516) 208-3856
Club Apparel	----- <u>VACANT POSITION</u> -----		
Club Historian	Tom Lopez	tlopez1945@aol.com	(718) 672-2369
Model A Day	Jim Sharkey	jsha234444@aol.com	(516) 997-6310
Chief Judge	Jim Sharkey	jsha234444@aol.com	(516) 997-6310
Refreshments	Greg Barclay	glbarclay64@gmail.com	(516) 495-4960

PRESIDENTS OF THE MODEL A FORD CLUB OF LONG ISLAND

1959 - 1960 Bill Evans

1961 Jim McKeon

1962 Charles Strieberg

1963 Doc Lee

1964 Bill Ahrens

1965 Bill Bramlich

1966 Ed Brown

1967 Al Eckhart

1968 Sherman Levitt

1969 Dan Kasten

1970 Frank Clemente

1971 Harold Poppe

1972 Art Sinisi

1973 Bob Bidonde

1974 - 1975 Cliff Moebius

1976 Dave McClellan

1977 Frank Canty

1978 Charles Ciravolo

1979 Fred Meiners

1980 Dick Ranno

1981 Jack Hehman

1982 Bob Bader

1983-1984 Ron Ridolph

1985 -1986 Frank Ziegler

1987-1988 Ray Leblond

1989 -1990 Walter Hawkins

1991-1992 Tom Lopez

1993-1994 George Mahler

1995-1996 Tom Catania

1997-1998 Frank Giannone

1999-2000 Lois Ziegler

2001-2002 Janice Slott

2003-2005 Tom Lopez

2006-2007 Walter Blessing

2008-2010 Angela Adler

2011-2014 Peter Osmanski

2015- 2017 Jerry Lehecka

2018-2021 Jon Reiff

2022- PRESENT Ray Leblond

MARC-MILEAGE PROGRAM GUIDELINES

By Bruce Adams

Purpose:

The purpose of the MARC Mileage Program is to offer national recognition for all miles driven in a Model A Ford. There is no intent to supersede or cancel any regional or local driving programs now in existence. The program seeks to further them by offering a mileage-based recognition for all registered MARC vehicles.

General:

- 1) All Model A's owned by MARC members and registered in the MARC Mileage Program, and which meet the following standards, are eligible.
- 2) Of original manufacture from 1927 through 1931.
- 3) Titled or registered as a Model A in accordance with respective state requirements.
- 4) Authentic in overall appearance , with a minimum of the following basic features:
 - A) Original Ford four-cylinder engine produced from 1927 through 1934
 - B) Body style for year of manufacture.

Rules For Miles Driven:

- 1) All ground mileage is credited, except for non-emergency tow.
- 2) All credited mileage is cumulative from year to year and to each higher award level.
- 3) Mileage to be credited must be attested.
- 4) No mileage is credited for any period of time that the owner is not a member of the Model A Restorers Club.
- 5) Mileage does not have to be updated every year to maintain eligibility.
- 6) Mileage is accumulated through the reporting of the odometer reading as of December 31st of each year.
- 7) The MARC Mileage Program Chairman is the final authority on mileage credit and awards.

National Awards :

- 1) Award recognition begins at 2,000 miles; the second award level is 5,000 miles and subsequent levels are each 5,000 miles thereafter.
- 2) A round blue plaque is awarded with the first mileage level, and a replacement mileage tab is awarded thereafter.

Registration:

A fee of \$1.00 is required at the time of vehicle registration. MARC shall maintain the original registration form as a permanent record for each vehicle registered in the program. A Vehicle transferred to a new MARC member who re-registers the car may, if the new owner wishes , maintain it's mileage award level and continue eligibility for further awards in accordance with the rules.

Brochure and Registration Form:

Questions concerning the MARC Mileage Program may be directed to Bruce Adams ,MARC Long Island Mileage Program Coordinator.

Thank You

Bruce Adams

Sailbruce@aol.com

UPCOMING EVENTS

Sunday August 3rd : Model A Club Annual Picnic 9am Set Up. Centerport Park Beach, Huntington NY. SEE PAGE 11 OF THIS NEWSLETTER.

Tuesday August 5th : Mineola Memorial Library Touch A Truck 11am-1pm. This Free Event Is Perfect For The Whole Family. For More Information Visit: mineolalibrary.info

Wednesday August 6th : General Membership Meeting 7-9pm @ The Bethpage Senior Ctr 103 Grumman Rd W Bethpage N.Y. Contact Jon Reiff

Saturday August 9th : Ice Cream Run Northport Village Park 12 Noon. Contact Bruce Adams

August 9th & 19th Jazz Lawn Party Governors Island. Show Off Your Model A & Your Best 20's Attire. Contact Bob Cassara at bobcassara@verizon.com

Sunday August 24th : Northport Centerport Car Show. Heckscher Park Ballfield, Huntington NY 9am-3pm \$15 pre-registration fee.

Saturday August 30th : Model A Safety Clinic At Bobby Bee's Automotive 380 Central Ave Bohemia, NY. 10am-2pm. Bring your Model A & A Chair. Lunch Will Be Supplied By The Club. Contact Jon Reiff For More Information

September 12,13 &14th – 68th Annual New England Model A Meet Boxboro Regency Hotel Boxborough, Massachusetts. Contact Thomas Zappala (781) 424-3364

Sunday September 21st : Sagamore Hill Car CCA Car Show. Pre 48 Cars Only. Pre-Registration \$15 Donation \$20 Day of Show. Contact Mario (917) 881-1997

Saturday September 27th : MAFCLI Club Auction. Bayshore Middle School Cafeteria , Bay Shore NY 9am-2pm.

CHECK THE CLUBS WEB-SITE FOR THE LATEST UP-DATES



MODEL A FORD CLUB OF LONG ISLAND

GENERAL MEETING MINUTES

6/4/2025

President Ray Leblond called meeting to order at 7:00PM.

Meeting was opened and John led the club with the Pledge of Allegiance and a prayer.

Minutes of the May 7th meeting were read.

New Members/ Guests: one guest, could not get his name.

Corresponding Sect'y: No report.

Treasurer's Report: The report was read by Tom and was excepted by membership

Club Historian: No Report

Model A Day report: Jim Starky, so far 27 cars registered. Special presentation on rebuilding water pumps and a flow jig to measure carburetor jets

Club Activities: Please check the Club website for details on upcoming events and RSVP to Jon Reiff or Wayne Duprez as needed.

June 1st Old Westbury Gardens Car Show.

June 4th General Meeting

June 8th Model A Day, Wantagh

Rain date June 22nd

June 15th – Miniature golf in Sayville. Dinner at Blackbirds

June 16th – 20th Model A National Meet Gettysburg.

Mark Adler will host a tour on Wednesday limited to 20 cars.

June 28th The Annual Model “A” Alignment Clinic and BBQ at the Duprez’s.

June 29th Gold Coast Cruises car show.

July 4th Eaton's Neck parade

July 13th Long Island Power Association

July 19th Wantagh Preservation Society Car Show

July 20th Sagtikos Manor Historical Society's Antique & Classic Car Show.

July 26th Safety Check at Bob Bader's, Bob Bidonde to handle tach equipment. Wayne to take care of food.

August 3rd Annual Model A Ford Picnic. Centerport Park and Beach

August 9th Ice Cream Run Northport Village Park

August 24th Northport Centerport car Show Heckscher Park Huntington

September 10th to 15th Model A New England Meet.

September 27th - Club Auction.

Bob Cassara spoke about the Governor's Island Jazz Party on 06/14 & 06/15. Speak to Bob if you want to attend.

Rumble Sheet: May/June issue sent out.

Club Store: No report. New club store manager(s) are needed temporally being managed by Charlie Tencza.

Old Business: None

New Business: Some people want Dunkin Donuts and some people want Entenmanns' donuts. We had a vote. Which resulted in a tie vote. We are leaving the purchase of donuts up the person buying the donuts.

Technical Report: Bob presented Model A Tips and Tricks # 29.

Theresa Sandstrom won the 50/50.

Meeting was adjourned at 8:30 PM.

By Mike Sarlo



Presidents Message

By Ray Leblond

Nominations will soon be needed for the 2026 Executive Board.

Please consider helping out, speak to a board member if you are interested in a position on the board. **We are also in need of a club store manager, in order for the club store to continue operating.**

Summer is upon us and it is prime time for club activities. Our annual club picnic is once again at beautiful Centerport beach on Aug. 3rd. Bring your appetite for our fabulous BBQ. Don't forget to bring your salads(M-Z) and desserts(A-L).

On August 30 plan on attending the Model A Ford safety clinic at Bob Bader's. Check club website for times.

Don't miss this year's ice cream run to Northport. The ice cream will be on the club.


The New England Meet is 9/12-9/14 in Boxborough, MA this year. Please make your ferry reservations for Orient Point, if that is part of your travel plan. The early group is departing on the 11:00 AM Wednesday ferry. Don't be afraid to take your Model A off the island.

The annual club auction is set for September 27 at the Bay Shore School. Sellers, please arrive early so that your Model A Ford goodies can be catalogued. The auction is limited to 80 items.

Hershey is 10/6-10/10.

Don't forget to check the club website and watch for e-mails for club activities. Please respond to those activities that require a RSVP.

Ray Leblond, President



LETTER FROM THE EDITOR

Well, here we are halfway through the summer. Thanks to Activities Director Jon Reiff the club is on a roll as far as club events. We are by far one of the most active car clubs on Long Island thanks to Jon and all the club members who participate in these activities by representing the club while displaying their Model A's. We must also thank members Jim Sharkey, Debby & Wayne Duprez, Bob Bidonde, Chris Tesoro, Bruce Adams, Steve Lucas, and Theresa & Norm Sandstrom for their part in organizing and participating in various events. While club activities are fun don't limit your Model A experience to only MAFCLI activities. Take those cars out and drive them. It could be picking up pizza, attending a local car show, going out to your favorite restaurant, taking a ride to the beach, park, or visiting friends & relatives. These cars are made to be driven and the more you drive them the better they seem to run. So, get out and take your car for a ride. If you go someplace or do something fun and unique share it with the club. Send your Model A adventure pictures & travel ideas to the editor at grevol@optonline.net. Share them with the rest of the club. Your stories might just be an inspiration for future club events.

Greg Volpe, Editor



How Fortunate Are We?

Submitted by Tom Lopez,
Club Historian

A review of the club's roster of Past Club Presidents reveals an interesting account of dedication to service to our club.

Our FIRST 2-year term president was Bill Evans (1959-1960) - one of our founding members. For the following next 13 years, we had a parade of one year term presidents until Cliff Moebius came along and was the SECOND 2-year term (1974-1975) president.

There were no 2-year term leaders for the next 7 years until Ron Ridolph (1983-1984) started a trend of 2-year terms. That sort of became the "norm" with the next nine following presidents (Frank Ziegler, Ray Leblond, Walter Hawkins, Tom Lopez, George Mahler, Tom Catania, Frank Giannone, Lois Ziegler - the FIRST female president, and Janice Slott) all serving a 2-year term until....

In 2003 Tom Lopez started the FIRST 3-year (2003 – 2005) term and set a record as the only Five-year term president. His 3-year "norm" was followed by Angela Adler (2008 -2010) and Jerry Lehecka (2015-2017) with a single 2-year term by Walter Blessing (2006-2007) in between.

The 3-year term "norm" was short lived when it was broken by Peter Osmanski becoming the FIRST 4-year term (2011-2014) president followed by Jon Reiff (2018-2021) and Ray Leblond (2022-2025).


Ray's 4-year term - while continuing the 4-year "norm" - shattered the prior 5-year service record and established a new record as the only Six-year term president.

Again, how fortunate are we to have members step up to serve the club and keep it going. With election season approaching in the Fall, all members should consider becoming part of this special club within a club and have their name and accomplishments preserved in the history of The Model A Ford Club of Long Island.

IMPORTANT UPDATE


MODEL A FORD & FORD V-8 CLUB PICNIC

CENTERPORT BEACH PARK



SUNDAY AUGUST 3rd 2025

9am-4pm



COFFEE, BAGELS, HOT DOGS, HAMBURGERS, SAUSAGES, CORN, SODA, & WATER WILL BE PROVIDED BY THE CLUBS

WE ARE ASKING MEMBERS TO BRING A SIDE DISH

(A-L) PLEASE BRING A DESSERT OR SPECIALTY SNACKS

(M-Z) PLEASE BRING SALADS OR A SPECIALTY SIDE DISH

BRING CHAIRS, BATHING SUITS & SMILES
FUN FOR THE ENTIRE FAMILY



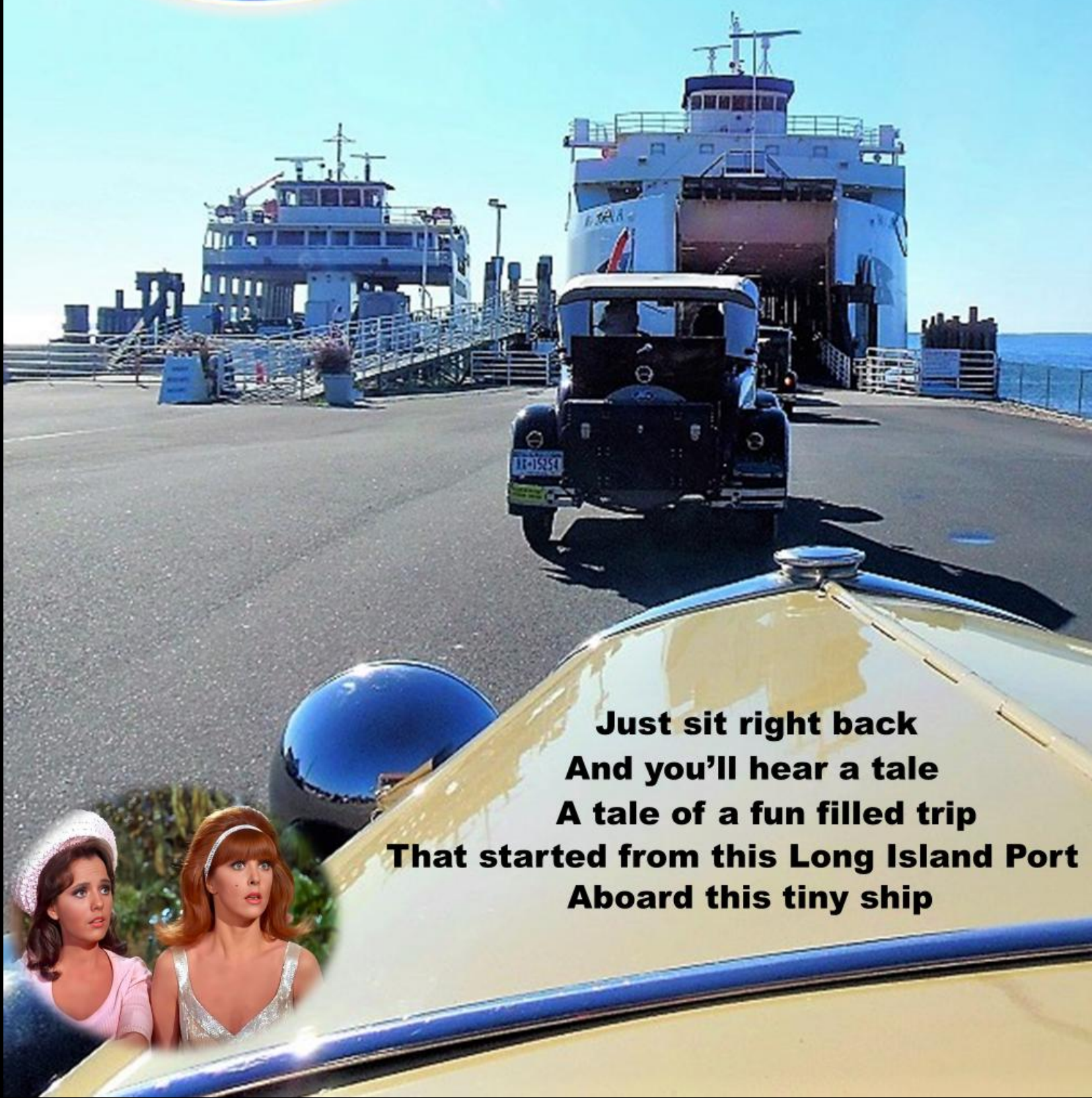
IMPORTANT NOTICE: WHEN ENTERING THE PARK PROCEED TO THE PICNIC AREA TO SIGN IN. SEE JON REIFF WHO WILL BE HANDING OUT PARKING PERMITS THAT MUST BE DISPLAYED IN THE VEHICLE. VEHICLES WITHOUT A PERMIT WILL BE SUBJECT TO A \$100 FINE BY THE TOWN OF HUNTINGTON.



The Minuteman Club

68th Annual New England Model A Meet


September 12-14, 2025



**Just sit right back
And you'll hear a tale
A tale of a fun filled trip
That started from this Long Island Port
Aboard this tiny ship**

WESTBURY GARDENS

JUNE 1 2025



MODEL "A" DAY 2025


This year's Model A Day at The Wantagh Preservation Society had a little bit of everything. Congratulations to best-in-class winners Ron, Allen, Steve, Charlie, and Mike for best in show. Also, congratulations to 50/50 winner Theresa Sandstrom, best dressed award went to Maria Dimarco, and youngest member award goes to Sierra Lombardo. We also had three seminars, Bob Cassara demonstrated his carburetor jet flow tester, Jon and Ray demonstrated the proper way to service and rebuild a Model A water pump, and Ray gave a live hands-on demonstration on how to do a roadside fix on a Model A that wouldn't start. It was a great day, thanks to Chief Judge Jim Sharky for arranging this memorable Model A Day.



Theresa



Mike, Ron, Jim, Allen, Steve, Charlie



Maria



Bob Cassara



Sierra Lombardo



Jon & Ray



MODEL "A" DAY 2025

WANTAGH PRESERVATION SOCIETY





Our second attempt at getting our Father's Day golf outing in was almost a washout. With thunderstorms in the area the few brave souls that made it out left the Model A at home and were forced to go modern. Thankfully the weather held out and we were able to get 18 holes in. Congratulations to Carol Reiff with her winning score of 52 and congratulations to Mike Sarlo for his hole in one. Afterwards we headed over to Blackbird's Pub for lunch and cocktails.



2025 MARC National Meet

Gettysburg PA June 16th-20th

By Mike Sarlo

We had a nice turnout at the 2025 MARC National Model A Meet in Gettysburg P.A. The weather could have been nicer as it rained on and off Sunday through Thursday. The MAFCLI was nicely represented with 8 Model A's and 20 members in attendance. We met people from Maine to California and Canada. Representatives from Burtz, Schwams and Classtique Upholstery were also in attendance. Wednesday was judging day, all the fine point, Touring Class and Driving Class cars were judged at the All-Star Sports Complex. Congratulations to touring class winners Gary Garrett, Nick Nesci, Mike Sarlo, Jim Sharkey, and a special congratulations to fine point class winner Mike Eilish for winning the MARC of Excellence award. Next years meet will be held in French Lick Indiana and next years Spring National Touring & Membership Meet will be in the NY Finger Lake Area. We had a great week, thanks to MARC for putting on this event and we will see you next year.



MAFCLI ANNUAL ALIGNMENT CLINIC



The day started out a little unsettled but then the sun came out and it turned into a beautiful day for this year's alignment clinic. Most of the vehicles checked were within specs but a few needed special attention. Several members stepped up by rolling up their sleeves getting the cars aligned properly. After the alignments were completed, we enjoyed a nice BBQ lunch, conversation & dessert. Thank you to Debby & Wayne for hosting this annual event and thank you to everyone who came out and made this day a success.





EATON'S NECK JULY 4TH PARADE



Independence Day is a day to celebrate the birth of our country. There is no better way to honor your country than a parade. With the Red White & Blue waving in the breeze spectators came to celebrate the greatest day in our country's history. After the parade there was a short ceremony to commemorate the day. After the ceremony we were invited to the Sarlo's for a 4th Of July BBQ. It was the perfect way to top off a beautiful day. Thank you to Joyce & Mike and God Bless America!



NOTEWORTHY MISCELLANEOUS EVENTS



The Leblond Family
Gold Coast Cruisers, Morgan Park



Long Island Antique Power
Association Riverhead NY



Wantagh Museum's 4th Annual Car Show



DINNER CRUISE FLYNN'S FIRE ISLAND

Technical Presentation

By Bob Bidonde



Tips Tricks and Fixes now has a new Table of Contents. This file is an index of the subjects covered in 16 Tips, Tricks & Fixes from presentations given at club meetings. This new feature is now available on our web site and should assist members in accessing information that pertains to particular areas of interest.

Model A Ford Technical
Presentations:

See Technical Section
On Our Club's Website

www.modelalongisland.com

TECH TIPS BY BOB BIDONDE

Distributor Cap Mod

- Lets you see sparking at rotor
 - Should be purple / blue sparks
- Use clear distributor cap

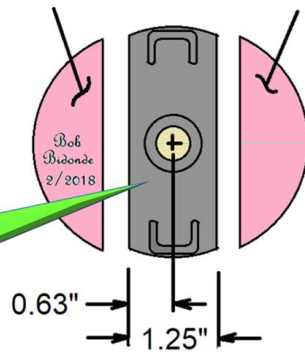


or

- Modify a stock distributor cap

Use as a
tool, not
for touring


Cutaway & discard both
sides of distributor cap



Smooth cut edges &
overcoat with clear
paint or nail polish

Distributor – Wire Between The Plates

- Too stiff & rubs against distributor casting
- **Short circuits – intermittent or no ignition**
- Replace with silicone jacketed 14 Gage stranded wire
 - Available in hobby shops for radio controlled cars
 - Solder both end terminals





By Ray Leblond

Fan Safety Warning

Where oh
where could
that missing
blade be?

Not fixable
for safe use!

**Original fans are
unsafe at any
speed no matter
how good they
may look!**



TECH TIPS BY BOB BIDONDE

Fan Replacements

- Available from parts suppliers
 - 2-blade cast aluminum fan resembles original
 - 6-blade plastic fan with heavy steel hub excellent choice for touring



Floorboard Heat Reflector

- Reflects heat radiating from muffler
- Add bare aluminum flashing material to passenger's side
- Shiniest side towards muffler
- Attach with plated tacks or staples



Floorboard Mod - Transmission Fill Plug Access

- Make cardboard template of battery access cutout
- Locate template over transmission fill plug & parallel to iron bracket on floorboard



Flow Testing the Zenith Model “A” Carburetor



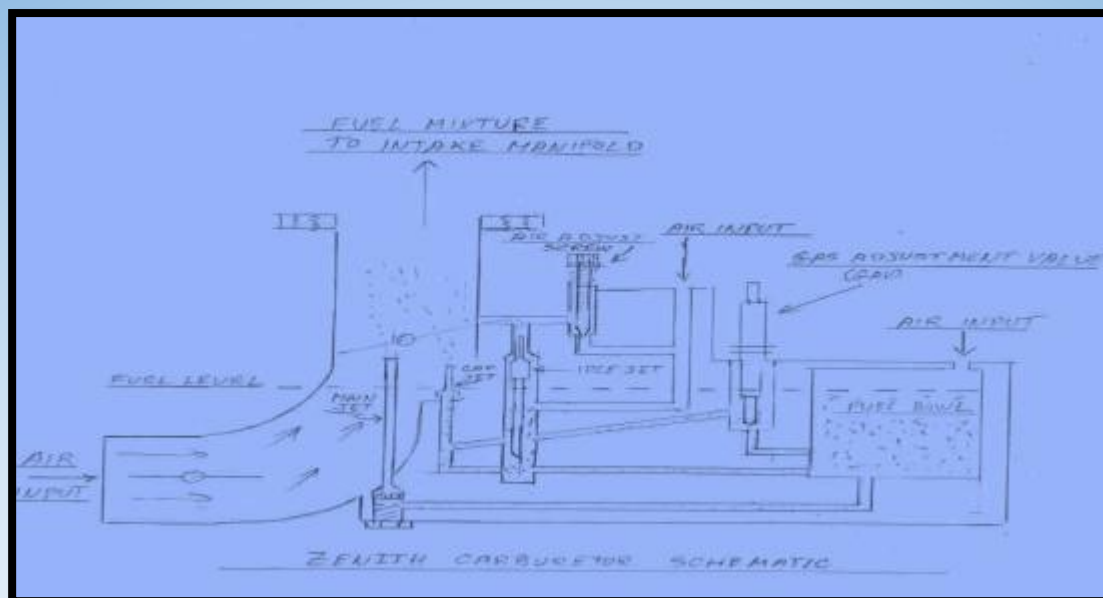
July 2025

By

Bob Cassara

Over this past winter, in search of an at home in house project in a nice warm place, I decided to explore how the Zenith Model “A” carburetor actually works, mainly because my Model A gets what I consider to be terrible gas mileage. I think my engine runs fairly well. The ignition is good and compression as well. I don’t think these cars were designed to get very good gas mileage but if things are not right with the carburetor, it will never do well. So, after reading a few articles about these carburetors, I decided to find out more about how they work. Let’s jump right into the Zenith Carburetor. Unlike more modern carburetors which have accelerator pumps and needle valves that lift up as the throttle is opened, like the 4-barrel Quadrajet on my 1969 Pontiac Grand Prix, these Zenith carbs are a very simple design with few moving parts and adjustments. The genius of the Zenith carburetor is that it maintains a constant air fuel ratio over its entire operating range. The Zenith Carburetor was invented by a Frenchman, Mr. Francois Baverey in 1905. The design maintains a fuel to air ratio of 14.6 : 1, which means that for every 14.6 grams of air it mixes with 1 gram of gasoline. This is the stoichiometric value for gasoline. The Zenith carburetor accomplishes this with four stationery jets. Each of these jets operates at the different rates of air flow coming into the carburetor as the throttle plate is opened up and the engine speed increases. The four jets do not work at the same time but come into play as the airspeed/velocity increases. At idle, the throttle plate is fully closed or at least it should be. Gasoline is supplied by the idle jet which sits in the secondary well where it picks up gas and is mixed with air and sent to the idle port, which sits right above the throttle butterfly. If the flow rate is accurate for this jet (between 44 to 48 milliliters/minute) the air adjustment screw will be able to mix the correct amount of air into the gasoline and the car will idle properly. Once the throttle is opened a little, the idle jet ceases to operate and the fuel is metered out by the combination of the compensator jet, cap jet and is aided by the gav adjustment if necessary. These operate in the middle range, where the car is moving along at around 30 to 35 mph. At higher speeds, the main jet takes over and supplies the proper amount of fuel. The other jets are now out of the circuit and cease to operate.

See schematic diagram below of the Zenith Carburetor for jets, etc.



So how do you know if the carburetor is working properly? Unless you install a wideband oxygen sensor in the exhaust pipe right before the muffler coupled to a gauge that is designed to measure the air/fuel ratio, you won't know. There are signs, like crappy gas mileage, the car doesn't pull properly and spark plugs are fouled up with a lot of black carbon. The traditional way to know how well your carburetor is working is to measure the flow rates of all the jets and compare the flow rates to a chart that was designed by Ford and used by the Model A car community. Okay by now you may be asking yourself, how do I measure the flow rates of each jet. It is actually pretty simple. It requires a column of water that is 36 inches tall. You need to maintain the column of water at 36 inches at all times and this will produce the proper pressure to check the flow rates of each of the four jets. At this point, you may be asking yourself, if they don't match up to what the flow rates should be. What do you do? Answer: You can buy new jets, which may or may not be accurate (Snyder's Jets are pretty good), However, you can also fix the old jets. If they flow too much, they need to be soldered closed and then re-drilled to the proper opening using very small drill bits. Note, these drills can easily be broken. So be careful. I was a little concerned but was able to do it without breaking any drill bits. Be patient and you will be okay



Image of flow tester above.

I got a little fancy with this thing but a simple 36" long pipe with the water maintained in the pipe will do as well. The other thing that you need to pay attention to are the passages and the secondary well. If any of these are blocked with rust or dirt, you are going to have a problem. Clean out the passages and incidentally you don't have to drill out the brass plugs to do that. Just use a paper clip and some compressed air and you should be able to clean everything. I cleaned my carburetor bodies using electrolysis. I use electrolysis to clean everything, including engine blocks, car wheels etc. Everything that rusts can and should be cleaned using electrolysis.

I recommend buying the carburetor book, Zenith Model "A" Carburetor Restoration Guidelines by Steven Pargeter. It is an easy read and will give you all the information that you need to become a carburetor expert. Buy the book.

If you would like to have your carburetor jets tested contact Bob Cassara: robertcassara@gmail.com



TAYLOR TALKS

TECHNICAL

Ford Radiators

The Ford Motor Company manufactured radiators and heater cores from 1923 to November 30th, 1988 when the Green Island branch in Troy, New York, was closed. Construction of the factory and its own hydroelectric power plant began in 1921. The 45-acre site stretched for a quarter of a mile parallel to the Hudson River. Radiators for the Model T were produced there. Henry Ford chose the site because he wanted to provide work for farmers in the winter. The radiator plant employed over one thousand men. The plant was closed in 1988 when they changed from copper to aluminum radiators and heater cores which were then being produced cheaper in Michigan. Ford sold the property to the city in 1999 for one dollar. The area was cleared for a new industrial development. The hydroelectric station was taken over by the Green Island Power Authority. In 2004, the salvaged steel from the razing of the radiator plant almost paid for the cost of demolition.

By Ed Taylor

The Model A Restorers Club, Inc.

THE *running* BOARD REPORT

From Tom Hovetter, President and Jim Zimmer, Director of Regions

June 2025

MARC is planning something different for next year! As a test, we will be combining our annual Membership Meet with our National Tour. Beforehand, committee and other business meetings will be held with the Board via Zoom conference calls. Our General Membership meeting and award ceremonies will be held at the Tour host hotel. More information will be communicated as planning is finalized.

As your Board, we are working hard make improvements. Our website, future meets, working together with MAFCA to begin planning joint events, our merchandise, changes in Fashion judging, Driver Class judging geared to draw fellow enthusiasts who love restoring and driving their cars but with modifications that are not exactly correct per judging standards. If you haven't already, make plans to attend the Gettysburg National Meet and learn more.

Regions, we have been contacted by several of you. Reportedly, Region officers have been receiving SPAM emails purportedly from either the President or Treasurer of the Region asking for money to be sent to them at another email address. Please use caution when receiving an email like this. As a reminder, MARC does not request any funds to be sent via email. Region dues can be paid directly to our website by credit card, PayPal or by mailing dues to MARC, P.O. Box 498, Howell Michigan, 48844.

Can you count the benefits of joining MARC? It's more than just insurance and a great magazine, it is also a network of experts who can help you either restore or keep your Model A running well. If you are into era fashion, we have experts there too. MARC meets offer a chance to network, drive your Model A, experience fashions and activities for young Model A enthusiasts. Just watching our experienced repair tent crews perform their magic will teach you more than you could imagine. Please encourage all of the non MARC members of your Region to sign up today to take advantage of our FREE trial 12 month membership. Just call 734-427-9050 to join!





MAFCA NATIONAL AWARDS BANQUET
MOBILE, ALABAMA DEC. 3-6, 2025

**Model A Ford Club of America
National Awards Banquet**
Born to Celebrate
Mobile, Alabama
December 3-6, 2025
register at <https://www.gulfcoastmodelclub.net>

Seminars
Fashion with Sherry Winkhofer
Mechanics with Paul Shinn
Secret History of Mobile with Todd Duren
History of Alabama Roadways with Dr. Martin Olliff

Bus Tours
29th Annual Magic Christmas in Lights - Bellinrath Gardens
USS Alabama Battleship Memorial Park
Mobile History Trolley Tour

MAFCA AWARDS BANQUET




MAFCA NATIONAL AWARDS BANQUET
MOBILE, ALABAMA DEC. 3-6, 2025

**Model A Ford Club of America
National Awards Banquet**
Born to Celebrate
Mobile, Alabama
December 3-6, 2025
register at <https://www.gulfcoastmodelclub.net>

Seminars
Fashion with Sherry Winkhofer
Mechanics with Paul Shinn
Secret History of Mobile with Todd Duren
History of Alabama Roadways with Dr. Martin Olliff

Bus Tours
29th Annual Magic Christmas in Lights - Bellinrath Gardens
USS Alabama Battleship Memorial Park
Mobile History Trolley Tour

Ahooga Fellow Model A Enthusiast,
The Gulf Coast Model A Club invites you and your chapter to the **2025 MAFCA National Awards Banquet**, happening **December 3–6 in beautiful Mobile, Alabama**. We're thrilled to be your hosts for this festive gathering and hope you'll help us kick off the Christmas season Model A style!

We've been working hard to plan a memorable event featuring engaging seminars, unique tours, and a warm Southern welcome. You can find all the details—including hotel accommodations, registration, and event schedule—on our website:

👉 www.gulfcoastmodelclub.net

Please spread the word by:

- **Announcing this event at your next club meeting**
- **Sharing our flyer or ad in your club newsletter**

Another great way your chapter can support this national MAFCA event is by contributing to our **Silent Auction**. Donated items help make the banquet fun and memorable—and proceeds support the hosting effort. Please send items to:

Charlotte Dahlenburg
3155 Dog River Road
Theodore, AL 36582

We look forward to welcoming your members to the Gulf Coast for a great time of camaraderie, history, and holiday cheer. Thank you for helping make this a success!

Warm regards,

Charlotte Dahlenburg and
The Gulf Coast Model A Club
www.gulfcoastmodelclub.net

“A” Scenic Drive in ‘25



The Minuteman Club invites you to attend the 68th Annual New England Model A Meet September 12-14, 2025

Booking now at the Boxboro Regency Hotel.
Phone 978.263.8701 and mention New England Meet
for rate of \$139; rooms blocked until 08/11/2025.

www.boxbororegency.com

Please join us for a weekend of fun on scenic country roads with your fellow Model A enthusiasts at the excellently-located, newly-renovated host hotel.

Registration forms will be available by 2025 at www.oilleak.org

For further information, please contact meet chairs:

Thomas Zappala, Chair	781.424.3364	t.zappala@comcast.net
Barbara McElhiney, Co-chair	781.738.2084	mcelhiney@rcn.com

GILDING THE LILY . . . accessories for sale when Model A was NEW



U.S. PAT. 2,112,123
TUXAWAY
COPY 1936

For Ford Cars

A Rumble Seat Top
That Harmonizes
With the Car!



Out of Sight When Not in Use

*Up or Down in Half a Minute
Without Leaving the Seat . . .*



Easy Entrance or Exit

Here is the first built-in top for the rumble seat designed by factory top engineers. Tuxaway adequately protects the passenger without giving the makeshift tent or awning effect.

The Disappearing Always Ready Rumble Seat Top

1. Tuxaway remains rigidly braced under the deck when not in use. To put it up one has merely to grasp the top, pull upward and outward until the slats reach position. (Illustration 1).



FIGURE 1



FIGURE 2

2. The slats are then pushed forward into the notches of the arm braces. (These can be seen on illustration 2). The wing nuts are then tightened and Tuxaway is ready to put over the seat.

3. Putting the top over the seat is only a matter of pushing upward on the bows until they reach the notch on the slats. When in this position the top is completely over the rumble seat. (Illustration 3).



FIGURE 3



FIGURE 4

4. To fasten the top to the rumble seat, flip the spring clip grip upward. This tightens up on the back of the seat and Tuxaway is securely fastened. It will not weave or rattle.



Next, snug-fitting side curtains are available for complete comfort and protection.

Something Entirely New

Tuxaway works upon an entirely new principle. It is a well constructed, complete auto top that may be raised from the stowage and put up in thirty seconds from the rumble seat. There are no loose rolls of fabric, no pieces to match, no straps to snap on here and there. When in the stowage, Tuxaway conforms to the contour of the deck and in no way interferes with leg room or storage space.

Attractive Profits

Dealers will find the profits attractive. Tuxaway retails for \$25.00 and the dealer gets a liberal discount. It can be readily placed on all Ford rumble jobs and sold as part of the car. The consumer will not only accept it, but he will welcome it.

Filling a Demand

Tuxaway is filling this long-felt need, will find a ready market. Not only can the dealer easily place them on all new jobs, but he can find much profit in previously sold Ford rumble jobs. Tuxaway will advertise itself, for with one installation, the dealer obtains a free circulation in his town from that car.

Beauty in Appearance

Tuxaway is a perfect top in every detail. There are no cords, handles or like paraphernalia. It is constructed on a regular top basis with bones, good fabrics, etc. Tuxaway conforms to the lines of the car and its appearance in itself will be found a major sales factor.

Features that Sell

Tuxaway may be put up or down in thirty seconds—it stows away out of sight when not in use—it affords easy entrance or exit and it does offer a real protection against weather. These features, along with the well constructed design and appearance, will readily put Tuxaway over the top.

Easily Installed

Tuxaway is easily installed. There are but four holes to be drilled in the deck and these are easily located with the templates. The feet of the track automatically seat themselves. It is but a short job and one the dealer can make money on.

TODAY'S
RESTORERS . . .
Like to have a Tuxaway?
Can't find an original?
Then take a look at
the next pages!

WHAT WINDSHIELD WIPER DO I NEED FOR MY MODEL A?

JUDGING STANDARDS COMMITTEE PRESENTS

BY TOM JEANES



Commercial hand wiper.

THREE TYPES OF WINDSHIELD WIPERS were used on Model A Fords. Hand wipers made by Ford and Trico, a carryover from the 1926-'27 Model T, were standard on all open vehicles until October 1928 and on commercial vehicles until April 1930. The operating arms on each were of different length: 6 $\frac{3}{4}$ and 5 $\frac{1}{2}$ inches respectively. Lots of other hand wipers were used on the cars, so measure first before you buy.

ELECTRIC WIPERS were standard equipment on all closed Model A's from the beginning of production in October 1927 and on all models at the beginning of 1929. These were supplied by Owen-Dyneto Corporation through November 1928, with Heinze Electric Company beginning to supply wipers in December 1928 and E.A. Labs beginning to supply wipers in April 1929.

CLOSED CARS used an appropriate electric wiper while open cars specifically used O-D electric wipers. Electric wipers were eliminated by June 1930.

All of these wipers were made with pot metal (zinc housing) and were prone to breakage over time. Finding an intact electric wiper is often difficult, and finding an operating wiper even more so. As a result, they can be quite costly.

Some efforts have been made to recast the base plates on these wipers due to breakage of the ears or mounting base, but they hard to find. Many of the covers and gears have survived, especially those made of steel or brass (Heinze and EA).

ORIGINAL HARDWARE is difficult to find, but some aftermarket items can be found that are good. Before you go looking, know what you need for your specific vehicle. For example, Heinze provided three models: HA-TC1 (chrome-plated) and HA-C1 and HA-C2 (black enamel covers).

By mid 1930, Trico became the supplier of all vacuum wipers for Model A Fords. All Ford wipers had a front cover secured by two small, round screws. Trico wipers made for Ford had waffle pattern tops or plain

tops attached to the body with special flat-sided screws.

The most common wipers were the TR-C1A (black) and TR-C1B (chrome) used on most closed cars except those that needed a different configuration for proper mounting.

Fordors (160-A, -B, -C), Passenger buses and Standrive commercial vehicles (315-A and 330-A), Cabriolet (68-C), Convertible Sedan (400-A), and Victoria (190-A) used a TR-C2A (black) and TR-C2-B (chrome), which had a long drive shaft to facilitate mounting inside the vehicle, had a waffle top, and had no mounting ears.

Open cab models used TR-O1A (black) or TR-O1B (chrome) or TR-O1C (black) depending on the configuration requirements.

Trico supplied replacement wipers well past the Model A Era. The replacement number was printed on the cover.

These replacements are functionally the same, but they do not have the cover plate affixed to the body with screws. This deficiency can be overcome by drilling two holes through the cover, drilling and tapping the support posts on the body, and affixing the cover with a pair of 4-36 round head screws.

Replacement wipers were manufactured by Trico with number designations stamped on the wiper body. These were: TR-C1-A (RCX-1), TR-C1B (RCX-7), TR-C2A (RSB-134 or RSB-177), TR-C2B (RSB-174), TR-O1A-C (RSL-166, -123 and -104). K-design wipers were introduced in 1932 and replaced the R-design wipers with the same number designation.

THE MOST IMPORTANT thing when you go shopping is to know exactly what you need. If unsure, take a picture of the item in the *Model A Restoration Guidelines & Judging Standards*. ☺

Tom Jeanes, of Pollock Pines, California, is a member of the Hangtown A's. He serves on the Judging Standards Committee and as the magazine's Technical Editor.



TR-C1A



OD-C1A



HA-C2

MISCELLANEOUS ITEMS FOR SALE

Pre-Estate ESTATE SALE – having turned 80 this year and stopped shopping, I'm now on line for the check-out counter. As I get closer to the head of the line, I want to unload some of the stuff in my shopping cart. Get the following while you can at my asking price or YOUR BEST OFFER (This stuff must move before it's too late). If you wait until after I check-out, this stuff may not be available, or you may have checked out before me 😊

Jack Stands: (brand new/ never used)

Huskey (two new in box) 3 tons , \$25

Duralast (two new in box) 2 tons, two boxes, \$20 each or 2 for \$30

Hydraulic Floor Jacks: (brand new/never used)

1 No Brand Name (Made in China - “Tariff Free”) 3 ton, \$45

1 Craftsman 2.25 ton, in carrying case, \$50

Model A Publications:

How to Restore Your Model A, Vol 1,2, 3, 4 (set) \$10

Technically Speaking, Vol 1,2, 3 (set) \$10

Floyd Clymer's Model A Restorer Handbook, \$10

Ford Dealer & Service Field, Jan – Apr '28 (Reprint) \$10

Model A Exhaust/Intake Manifold (used but good), \$50

Model A Radiator Stone Guard, \$200

Model A Front Splash Shield (28/29), \$50

Model A Engine Pans ('28 beat-up w/some weld) set, \$20

Model A Horns:

1 Non-Sparton, Ready to Mount/use, \$250

1 Sparton Horn, all parts ready for re-assembling, \$300

Model A Generators:

1 L-1 (Terminal in front, '29/30) w/cut-out, \$200

1 L-2 (Terminal in rear, '30/EoP) w/cut-out, \$200

1 L-2 (Rebuilt) w/cut-out, \$200

2 Rebuildable or use as core (in purchase new), \$50 each or 2 for \$60

Model A Starter Motor (rebuildable or use as core), \$20

Other: 1 Reciprocating Electric Saw, (hardly used) in carrying case, with blades, \$50

Contact: Tom Lopez, H: 718-672-2369; C:718-772-5581; On-line:

Tlopez1945@aol.com

Model A's Looking For A New Home

1929 Model A Special Coupe



Price \$19,290

This 1929 Special Coupe was owned by beloved fellow club member Don Ogurick also known as "Doc Don" among Model A enthusiasts. Don suddenly left us but his memory will live on. His 1929 Model A Coupe needs a new home where it can be cared for and cherished. If you are interested in owning this beautiful vehicle, Contact Angela Ogurick(516) 263-4489

1929 Model A "Doctor's Coupe With Oval Opera Side Windows.

New: Lion Speed Head 7:1- \$800, 28/29 non-locking door handles (pair), 28/29 inside door handles (pair), 28/29 inside window cranks (pair), radiator hoses w/correct clamps, thermostat, clutch disk, throw out bearing, 30/31 hub cap (one), exhaust clamps & sleeve, rt side rear view mirror, misc. gaskets, front spring clamps.

USED : Model A engine turns over nicely painted without components, 28/29 ft fenders (pair in decent shape), 28/29 ft splash apron, 2- Zenith Carburetors, 3- Tillotson Carburetors, 28/29 water neck outlet, 28/29 oval dash cover 1 chrome 1 not so good, generator with cut out, gas gauge tools with corks, glass sediment bowl w/fixtures, 2-distributors with related parts, timing gear, vacuum wiper motor, 3- waterpumps w/related parts, Ford TT-10 Spark Plugs, 4- (aftermarket) shocks & tie-rod parts, wheel bearings, Otwell manifold heater, heater cover for thru the firewall fixture, assorted light bulbs.

For Viewing Of Car & Parts Contact:

Diane(860) 990-0199 or
Ray Virga (860) 924-8372

PRICE \$17,500 Or Best Offer



Model A's Looking For A New Home

1931 MODEL A TUDOR SEDAN



For Sale is a beautiful '31 Tudor Sedan. It has a straight body and fenders. Never any rust. The body color is original Paint, a dark green. The pin stripe is original. The roof is in excellent condition. It has a rebuilt engine. The fenders are perfect.

The car needs a wash and wax.

The upholstery is in worn condition. The seats need new covers.

The car is on Long Island.

See attached photos.

Asking \$10,000.00

For more info contact Wayne Duprez
631-265-2597

1929 MODEL A PICK-UP



This good-looking pick-up truck was owned by fellow club member John Graystone who unexpectedly passed away. Johns' son Matt is looking to sell this vehicle. It is an original restored Model A with a custom (well made) bed. The truck runs and looks good; it just needs a little TLC to bring it back to its original glory. If you are looking for a Model A Pick-Up this a must-see vehicle. The price includes many extra quality parts.

Contact: Matt Graystone

(516) 557-9007

PRICE: \$20,000

OUT OF STATE VEHICLES FOR SALE



Contact Gerri Radman
(818) 216-4360

PRICE \$13,000

Ken Radman, who had been an active member of the San Fernando Valley Chapter MAFCA passed away recently and his widow, Gerri, has put his car up for sale. It really is a pretty coupe.

1930 stock Model A coupe.
H&H engine with less than 1000 miles.

Redone entire interior upholstery.
Will include custom fender protectors and battery maintainer.

OUT OF STATE VEHICLES FOR SALE



This car is located in the Entiat Valley, Washington.
Owner is: Dale Burt
Phone: 425-263-7051
e-mail: joyceburt@msn.com

Asking Price
\$25,000 or OBO

FOR SALE

Cars and Miscellaneous Parts

For Sale: New Hot Water Heater Kit for Model "A" Ford. Complete kit contains heat exchanger, all plumbing parts & instructions to put heat in your Model "A." \$150.

Contact : Bob Bidonde

E-Mail: modela1931@aol.com or
(631) 471-9551

A cartoon illustration of a mechanic with a white shirt, blue pants, and blue boots, lying on a red creeper under a red car. A wrench and a screwdriver are on the floor nearby.

Charlie Tinnin
Model A Ford Mechanic
631-208-6598

2955 Depot Lane
Cutchogue, NY 11935
Charliedesign@aol.com

Janet Tinnin
631-208-6725

BOBBY BEE AUTOMOTIVE

380-B Central Ave Bohemia, NY 11716
(631) 256-0030



Bob Bader

baderbro@aol.com

Tuesday – Friday 10 AM to 6 PM
Saturday 9AM to 2PM

Parts, Rebuilding, Repairing and Shop Service

Full Line of Reproduction Model A Parts.

Large Inventory of Used Original Model A Ford Parts.

In-House Rebuilding of all Chassis and Mechanical Components.

Troubleshooting, Tune-Ups , Wiring and Fuel Systems.

Complete Brake System Services.

Engine Removal and Installation Services.

Daily UPS Shipping Available

We Accept Visa, Mastercard and Discover Cards

Serving The Model A Ford Hobby For 40 Years