

“HORNBLOWER” NEWSLETTER”

December 2025



Happy Honkers Model A Club

Since 1984.....42 Years

2025 OFFICERS

President:

Ray Ramos.....(559) 471-6957

Vice President:

Gary Gallian....(559) 679-3591

Treasurer:

Ofelia Armendarez(559)788-8938

Secretary:

Phil Kneeland...(559) 679-1980

Board Member (Past President)

Louie Armendarez.(559) 786-7796

CLUB CHAIRPERSONS

CCRG Representatives:

David Bockman.. 732-8242

Phil Kneeland.....679-1980

Sunshine:

Vacant

Hospitality

Rosa Ramos.....741-5908

Temp. Hornblower Editor:

Phil Kneeland.....679-1980

Meeting Place:

East Meets West Restaurant,
224 N. Kaweah St, Exeter, CA,
Second Thursday @ 5:30pm

PRESIDENT'S MESSAGE

Hello Fellow Happy Honkers,

As we wrap up another year of touring and friendship, I want to thank everyone who came out for the Veterans Day Parade. We had a great turnout, and it was wonderful to see our cars rolling proudly in honor of our veterans. I was happy to receive a first-place trophy for the club for Antique Automobiles. It belongs to all of us who keep these cars looking good and on the road. A big thank you as well to the Martinez family for opening their home and hosting the luncheon after the parade. The food and hospitality were outstanding.

Looking ahead, our main event in December is our annual Christmas Party on December 11th. It is always a blast and one of my favorite gatherings of the year. I hope to see many of you there as we celebrate the season together with good food, laughter, and plenty of Model A stories.

Finally, on a somber note, I want to extend my heartfelt condolences to the Huerta family on the passing of Cruz, our fellow Model A member and friend. He will be dearly missed.

Merry Christmas and Happy New Year to you and your families.

*President, Ray Ramos
Lady Rosa*



Successful Model 'A' clubs have one common ingredient. They have members that will plan events and volunteer to assist in running the organization.
It's a necessary ingredient.



December 2025



Sun	Mon	Tue	Wed	Thu	Fri	Sat
	1	2  NATIONAL FRITTER DAY	3	4	5 Cruz Huerta Memorial	6 Charter Oak Christmas Party
7 HCCA Meeting	8	9 Every Tuesday Breakfast 6:30am	10	11 Happy Honkers Christmas Party	12	13
14	15	16 	17	18	19	20
21 	22	23 	24	25 	26	27
28	29	30 Bacon Day and International Bacon Day 	31 			



Happy Honkers
"NO" November Minutes

**Don't Forget
 Dues are due!!!!!!**

2027 MAFCA National Tour

June 13 - 18, 2027

Durango, Colorado

Hosted by The Model A Ford Club of Colorado

Tour Highlights


4 Days of Driving Tours to: Aztec Ruins National Monument (New Mexico) - Mesa Verde National Park - Million Dollar Highway - Pagosa Springs/Wolf Creek Pass

A fun Day on the Durango & Silverton Narrow Gauge Railroad (a can't miss event)

Car Games, Ice Cream Social, Model A Car Display, Hubley Derby, Welcome and Farewell Dinners, and More



Scan to go to our website
mafcc.org/2027-mafca-national-tour



Scan to join our Facebook group

Era ad for Cabriolet



The New Ford Convertible Cabriolet

"ROUDLY you will drive the new Ford Cabriolet because of its distinctive grace of line and alert, capable performance. It has the further advantage of being a most practical car. * * *

On clear, brisk days, the blue sky overhead, you can enjoy the airy freedom of a roadster. When dark clouds come, it takes but a few moments to raise the top and command the snug comfort of a coupe. It is thus a splendid car for all the year, for every changing mood of mind or weather. * *

Ease of control, comfort, the safety of fully enclosed four-wheel brakes and a Triplex shatter-proof glass windshield, reliability, economy and long life are among the other outstanding features of the new Ford Convertible Cabriolet. * * *

June 1939 Good Housekeeping

DID YOU KNOW...

- dreamt is the only word that ends in mt
- honey is the only natural food which never spoils
- the only continent with no active volcanoes is Australia
- elephants are the only mammal that can't jump
- hummingbirds are the only bird that can fly backwards
- in a deck of cards the king of hearts is the only king without a moustache
- the hyoid bone in your throat is the only bone in your body not attached to any other
- there are only 4 words in the English language which end in 'dous' (they are: hazardous, horrendous, stupendous and tremendous)
- 'Bookkeeper' and 'bookkeeping' are the only 2 words in the English language with three consecutive double letters
- only female mosquitoes bite
- the word typewriter is the longest word that can be typed using only the top row of a keyboard
- Hawaii is the only US state that grows coffee
- the word 'underground' is the only word that begins and ends with the letters 'und'

Sunshine Report
(No Sunshine Chairman Yet!)

Or Clouds!



Cruz Huerta passed away on Saturday, November 15, 2025
Please keep Rosie and the family in your thoughts and prayers.

Please keep all members in your thoughts and prayers.



HAPPY Birthday's &
Anniversary's
December, 2025



9 Shari Akkerman
10 Rosa Ramos
12 Larry Mase
14 Bill Langton
16 Tammy Dooley
17 Glenda Langton
21 Ernie Martinez
28 Carson Blaydes



26 Phil & Linda Kneeland

Editor's Comments

Do you find yourself saying, "Oh, how time flies" over and over again?

As we get older, routines take over. Days, weeks, and even years can blur together when they're filled with similar activities. Without new experiences to mark time, it can feel like it's slipping by more quickly. There's actually some psychology behind it.

"The Hornblower" is the official publication of the Happy Honker A's. It is published once a month for the enjoyment of the members. Have all articles in for publication by the 20th of each month. Please submit articles to the Happy Honker A's, c/o Phil Kneeland, 3801 W. Country Ave, Visalia, CA 93277- email: lindannphil@sbcglobal.net- (559) 679-1980.

The Happy Honker A's is a chapter member of the Model A Ford Club of America (MAFCA). Although membership to MAFCA is not required, it is encouraged. The monthly meetings are held on the second Thursday of each month at 6:00 p.m. at The East Meets West Restaurant, Exeter, CA. We thank the various clubs for the use of the many articles, jokes, fashion, and technical advice.





HAPPY
Chocolate Covered
— ANYTHING DAY —



Ladies Fashion

Women's fashion
vk.com/blosh bloshka.info
facebook.com/bloshka

BLOSHKA



1939. Hedda Hopper



192.1. Irene Dancik



1952. Costa Carlos



1913. Jean Arthur



1924. Hette Dashi



1985. Kay French



1936. Alice Faye

17. *Olivia de Havilland*

1938. Merle Oberon



1979. Sasa Horie



1980. Joan Bennett



Mitscha Anne Love

1930's Hat Fashion - timeline - 1930 to 1940

glamourdaze.com

The 1920s became the age of flapper fashion and jazz music. New fashions in art and architecture, from art deco to modernism jumped into fashion. Frank Lloyd Wright built his ultra-modern homes. In 1927, Lindbergh made the first flight across the Atlantic. Hot toys included die-cast metal toys, the Raggedy Ann doll, and, toward the end of the decade, the yo-yo. —Read more at www.hhhhistory.com/2013/12/christmas-during-1920s.html



MORE



Taste of Home



Grandma's Baked Ham Salad Sandwiches

Total Time Prep/Total Time: 30 Min.

Yield 6 Servings

☆☆☆☆☆

Test Kitchen Approved

This is another tried-and-true recipe I found in my grandma's recipe box. I love seeing her handwriting on faded notecards. — Crystal Jo Bruns, Iliff, Colorado

Ingredients

- 2 cups cubed fully cooked ham
- 1/2 cup sliced sweet pickles
- 4 hard-boiled large eggs, finely chopped
- 3/4 cup finely chopped celery
- 1/2 cup finely chopped sweet onion
- 1/4 cup mayonnaise
- 6 onion rolls, split

Directions

1. Preheat oven to 350°. Place ham and pickles in a food processor; pulse until almost smooth. Transfer to a small bowl; stir in eggs, celery, onion and mayonnaise. Spread 1/2 cup over each roll bottom; replace tops. Wrap each in foil and place on a baking sheet. Bake until heated through, 10-15 minutes.

Nutrition Facts

1 sandwich: 338 calories, 15g fat (4g saturated fat), 153mg cholesterol, 971mg sodium, 30g carbohydrate (6g sugars, 2g fiber), 21g protein.

Skillet Lasagna



Total Time Prep/Total Time 30 Min. Servings = 6

Skillet Lasagna is made in a single skillet and features creamy, cheesy layers full of classic flavors.

The best part is no oven required.

INGREDIENT

- 3/4 pound ground beef
- 2 garlic cloves, minced
- 1 can (14-1/2 ounces) diced tomatoes with basil, oregano and garlic, undrained
- 2 jars (14 ounces each) spaghetti sauce
- 2/3 cup condensed cream of onion soup, undiluted
- 2 large eggs, lightly beaten
- 1 1/4 cup 1% cottage cheese
- 3/4 teaspoon Italian seasoning
- 9 no-cook lasagna noodles
- 1/2 cup shredded Colby-Monterey Jack cheese
- 1/2 cup shredded part-skim Mozzarella cheese

DIRECTIONS

In a large skillet, cook beef and garlic over medium heat until meat is no longer pink, breaking up beef into crumbles; drain. Stir in tomatoes and spaghetti sauce; heat through. Transfer to a bowl.

In a small bowl, combine the soup, eggs, cottage cheese and Italian seasoning.

Return 1 cup meat sauce to the skillet; spread evenly. Layer with 1 cup cottage cheese mixture, 1-1/2 cups meat sauce and half the noodles, breaking to fit. Repeat layers of cottage cheese mixture, meat sauce and noodles. Top with remaining meat sauce. Bring to a boil. Reduce heat; cover and simmer for 15-17 minutes or until noodles are tender.

Remove from the heat. Sprinkle with cheese; cover and let stand for 2 minutes or until cheese is melted.

Ladies Corner

Baked Pesto Ling Cod

Parchment paper on a sheet pan
2-4-6 oz ling cod fillets
1/2 cup pesto
Fresh lemon

1. Lay parchment paper on a sheet pan and lay 1/4 pesto on the paper where you will lay the fish.
2. Put the two fillets on top of the pesto and paint the tops with 1/4 cup pesto.

3. Bake in a 350 degree oven for 15-20 minutes.
4. Remove and serve with starch of your choice and vegetables.
5. Slice lemons and serve with the fish.



Enjoy!

Deanna McKee





THE BEST TIPS EVER

To easily remove burnt on food from your skillet, simply add a drop or two of dish soap and enough water to cover bottom of pan, and bring to a boil on stove-top.

When a cake recipe calls for flouring the baking pan, use a bit of the dry cake mix instead and there won't be any white mess on the outside of the cake.

If you accidentally over-salt a dish while it's still cooking, drop in a peeled potato and it will absorb the excess salt for an instant "fix me up."

No more mosquitos - Place a dryer sheet in your pocket. It will keep the mosquitos away.

Are We *Really* That Dumb?

While some warnings are self-evident, others boggle the mind...

WARNING: FOR INDOOR OR OUTDOOR USE ONLY. - *CHRISTMAS LIGHTS*

BEFORE INSTALLING THIS FANBELT, BE SURE YOU SHUT OFF THE ENGINE AS IT MAY CAUSE IRREVERSIBLE INJURY.

WARNING! IMPROPER PACKING OF THIS PARACHUTE MAY RESULT IN SERIOUS INJURY OR DEATH TO THE USER!!

NOT DISHWASHER SAFE - *RCA TELEVISION REMOTE CONTROL*

THIS FLOODLIGHT IS CAPABLE OF ILLUMINATING LARGE AREAS, EVEN IN THE DARK.

DO NOT USE NEAR FIRE, FLAME, OR SPARKS. - *SCRIPTO "AIM 'N FLAME" BUTANE LIGHTER*

THIS PRODUCT NOT INTENDED FOR USE AS A DENTAL DRILL. - *DREMEL ELECTRIC ROTARY TOOL*

PARKING FOR DRIVE-THRU SERVICE ONLY. - *McDONALD'S*

PLEASE PRE-PAY IN ADVANCE. - *SIGN ON A GAS PUMP.*

CEMETERY ROAD. DEAD END.

- WWW.DUMBWARNINGS.COM

**YOU KNOW WHEN
YOU BUY BAG
OF SALAD & IT
GETS ALL BROWN
& SOGGY?
COOKIES DON'T
DO THAT!**

OUR MODEL A MUSEUM EXPANSION IS DONE!

JOIN US ON THURSDAY SEPT. 18TH, 2025

FOR OUR RIBBON CUTTING CEREMONY!!

NOW IS YOUR TIME TO BE PART OF THIS GREAT EXPANSION TO THE MODEL A MUSEUM. JOIN THE **MY A PROGRAM** NOW. YOU WILL RECEIVE AN ENGRAVED PLAQUE WITH YOUR NAME, LOCATION AND CAR POSTED ON THE MY A DISPLAY FOR A LASTING LEGACY TO OUR GREAT MODEL A FORD'S.

SEE IT AT MODEL A DAYS THIS YEAR, SEPTEMBER 19,20 2025!!



VISIT US AT
MAFFI.ORG

FOR MORE INFORMATION ON THE "MY A PROGRAM" PLEASE CONTACT VAL MARON AT 847-951-5858 OR THEMYAPROGRAM@GMAIL.COM

Things I learned from my mother...

1. My mother taught me TO APPRECIATE A JOB WELL DONE. *"If you're going to kill each other, do it outside, I just finished cleaning."*
2. My mother taught me RELIGION. *"You better pray that will come out of the carpet."*
3. My mother taught me about TIME TRAVEL. *"If you don't straighten up, I'm going to knock you into the middle of next week!"*

Rusty's Exercise Program -



EXERCISE BLOCK

- 1- Place Block on the floor
 - 2- Walk around it twice
 - 3- Sit down! Relax
- You have just walked around the block twice!

"Where Are We Going"???



December

EVERY SATURDAY.....Cars & Coffee...

8:00am til 10:00am



Every Tuesday Model A Breakfast at IHOP - 6:30



12/5 Cruz Huerta Funeral



12/7 HCCA Meeting



12/11 Happy Honkers Christmas Party



12/25 Christmas Day

12/31 New Years Eve

"TOUR IDEAS WELCOME"

Contact VP Gary Gallian;

Emailboss949@aol.com

Cell- (559) 679-3591



*Happy Honkers
Model A Club*

Christmas Party

Thursday, December 11, 2025
4:00 pm

Chinas Alley Restaurant

170 N. Sweetbriar St.

Lindsay, CA

Merry Christmas To All!!

Ladies Bring A Ladies Gift

Men Bring a Man's Gift

\$25.00 gift value

For our Gift Exchange

Please RSVP is a must to Phil Kneeland

(559) 679-1980

lindannphil@sbcglobal.net



Interesting

The Car That Created Henry Ford: Secrets of 1903 Model A




Before Henry Ford could put America on wheels, first he had to learn how to produce automobiles at a profit. With the 1903 Model A, he found his formula for success.

In the spring of 1903, Henry Ford was still struggling to find his way. His first two attempts in the automobile business had been personal failures: His Detroit Automobile Company was founded in August of 1899 and folded in January 1901 without going into production. And in his second attempt, the Henry Ford Company, he was pushed aside by his investors in March of 1902. He was replaced by manufacturing expert Henry Leland, who reorganized the enterprise as the Cadillac Automobile Company.

But if Ford, now 40 years old, was troubled by these early stumbles, he didn't show it. He gathered up a new flock of investors, led by an ambitious Detroit coal dealer named Alexander Malcomson, who brought with him his accountant, James Couzens, and his wealthy and experienced uncle, banker John Gray. Malcomson arranged for a simple but roomy factory building on Mack Avenue at the Michigan Central rail line, right across the street from one of his coal yards, to launch a new enterprise that would be called the Ford Motor Company.



Ford's Mack Avenue plant had no serious manufacturing facilities; it was basically an assembly shed. Ford and his design team, which included Edward "Spider" Huff and C.H. Wills, had developed a crackerjack car that boasted a two-cylinder, 8 hp engine and other advanced features, but they lacked manufacturing experience and production tools. To produce the vehicle's major components, including the engine and chassis, Ford and his investors turned to a Detroit machine shop that already had considerable expertise in auto production for Oldsmobile and others: the Dodge Brothers Company, operated by John and Horace Dodge.



The Dodge brothers' relationship with Henry Ford has been characterized in various ways, from employees to vendors, but the truth is they were partners. It's not clear who conceived the arrangement—Ford, Gray, Couzens, or some combination of the three—but the Dodges were persuaded to take a 10 percent share in the Ford Motor Company. In return, the Dodges would receive the company's manufacturing business and a line of credit that allowed them to acquire all the tools and materials they required. The arrangement proved to be a stroke of organizational genius, for it would soon make all of them fabulously wealthy.

With Ford's latest car, soon to be known as the Model A, the investors believed they had a winner. The trick was to get it into production with their limited capital and resources. The business plan as detailed by Couzens

(Continued)

Interesting



The Car That Created Henry Ford Secrets of 1903 Model A

in the summer of 1903 broke down the unit costs as follows: \$250 to the Dodge brothers for each Ford-designed engine and chassis; \$52 for the body; \$26 for wheels; \$40 for tires; \$16 for upholstery. All these pieces would be gathered up from the suppliers and bolted together at the Mack Avenue plant at an assembly cost of \$20, with an additional \$150 figured in for cost of sale and \$46 in incidentals. While Ford's car was a totally original design, in every other sense it was essentially an assembled car—a stone soup recipe. All the components were manufactured outside the company, which had no real production capability of its own.

With a retail price of \$750, that left a profit of \$150 per car. (An optional \$100 rear tonneau seat generated an additional \$50 in profit.) If the new Ford Motor Company could manage to build and sell 650 cars—which required every cent the company had at that point—under this cautious yet audacious plan, Ford and his investors would net close to \$100,000, a sizable fortune in those days. Not bad for an automobile that was produced virtually from thin air.

And long story short, that's exactly what they did. Sales of the Model A quickly took off, though the finances were shaky at first. At one point in July, Couzens recorded that the company's cash balance had slipped to \$223.65. Then the first order came: \$850 for a Model A with tonneau from Dr. E. Fenning, a Chicago dentist. With its 72-inch wheelbase, two-cylinder engine based on Ford's Sweepstakes racer, and 1250-lb curb weight, the Ford Model A cost \$100 more than a Curved Dash Olds, but it was seen as the better car. Early Ford ads described the Model A as "the most reliable car in the world."

When the first shrewdly planned production run of 650 cars was sold out, another 1000-plus were assembled, followed quickly by the improved Model AC, Model B, and Model C. In April of 1904, barely nine months after the Model A launched, the company began construction of a big new plant on Piquette Avenue, and Ford, who started from almost nothing less than one year earlier, was now on the map as one of the nation's major auto producers. Ford and the Dodge brothers would eventually part ways a decade later, but not before all three men had become rich beyond their wildest dreams.

From MAC'S MOTOR CITY GARAGE





First Model "A" Fords Produced 98 Years Ago

After nearly two decades of producing the iconic Model T, Henry Ford made a bold move in 1927 by shutting down his factory for seven months to prepare for a brand-new vehicle. The launch of the Ford Model A on December 2, 1927, was met with tremendous excitement. Although the first Model A rolled off the assembly line on October 20, 1927, it wasn't revealed to the public until December. The first units were produced slowly but the assembly line's pace quickened and serial production began in November 1927.

Unlike its predecessor, the Model A offered buyers more choices, with seven different body styles and four color options. Its engine was a robust L-head 4-cylinder, cast as a single block, featuring a 3-7/8" x 4-1/4" bore and stroke, and a displacement of 200.5 cubic inches. The car delivered 24.03 SAE horsepower and 40 brake horsepower at 2200 rpm. Fuel efficiency ranged from 20 to 30 miles per gallon, thanks to its Zenith one-barrel carburetor.

The Model A rode on a 103.5-inch wheelbase with 4.50 x 21-inch tires and a gear ratio of 3.77:1. It was equipped with a three-speed sliding gear transmission and a reverse gear. Safety and comfort were enhanced by four-wheel mechanical brakes, Houdaille double-action hydraulic shock absorbers, and semi-elliptic transverse springs at both the front and rear. The car could reach speeds of up to 65 mph.

Standard features included a starter, five steel-spoke wheels, dash light, mirror, windshield wiper, oil and gasoline gauges, rear and stop lights, speedometer, a set of tools, and a pressure grease gun for lubrication. Notably, bumpers were not part of the standard equipment.

Pricing for the Model A was competitive: the Tudor Sedan was \$495, the Fordor was \$570 (F.O.B. Detroit), the Roadster was \$385, and the Phaeton was \$395. The Coupe was priced at \$495, while the Sport Coupe, which featured a popular rumble seat, sold for \$550.

TECH-TIPS

Clutch Pedal Movement: The correct free play for the clutch pedal is approximately $\frac{3}{4}$ " for the early multiple disc clutch, and one inch for the single disc clutch. This is the movement which takes place before the pedal starts to disengage the clutch.

Adjusting The Clutch Pedal: The clutch pedal clearance can be adjusted by tightening or loosening the release arm rod. This is accomplished by removing the cotter pin from the clevis pin, then removing the clevis pin; this allows the adjusting rod to be turned. Turning the rod OUT increases the movement of the clutch pedal, screwing the rod IN decreases the movement.

Testing The Cutout Relay: A quick way to test the condition of the cutout relay is to short the cutout terminals. If the ammeter wasn't showing a charge, and does after shorting the relay, the relay is bad. If there is still no charge showing, the generator could be the problem.

Emergency Cutout: If the cutout tests bad, leave the jumper wire installed, and the battery will charge OK. Just remember to remove the wire after driving, or the battery will become discharged.

Oil Filler Pipe: Excessive oil consumption can often be traced to an obstructed oil filler pipe. To confirm this, place clean paper under the flywheel housing and rev up the engine. If oil is being forced through the rear main and out the hole in the flywheel housing, a clogged filler pipe is possible. Worn valves, guides and rings could also be the cause of excessive oil usage

**All Tech tips are taken from "Model A Miseries and Cures" by Mary Moline. Copyright 1972 by Rumbleseat Press

Model A Technical Info

AMMETER HOT

Question:

My ammeter on my 31 coupe is hot or warm to the touch when charging 8 amps. Is this normal?

Answer:

This is not a normal situation you have with your ammeter. This is usually caused by the two nuts on the back of the ammeter being loose and causing a high resistance at the connection. The resistance generates heat. Remove the instrument panel and tighten the two nuts on the back of the ammeter. Also make sure the nuts on the firewall terminal box studs are tight. Remove the two brass wing nuts on the terminal box cover, remove the cover and tighten the nuts on the two stud bolts. Also check the two wires that connect to the two terminal box studs to the two connections on the ammeter (yellow and yellow/black wires). Make sure they have not been over heated due to loose connections. This should solve the problem. If not I would change the ammeter. -

Les Andrews, 1998 Technical Director

Tech For Your Model A Ford

O-Ring to Protect Upholstery

I GOT THIS SIMPLE IDEA from a friend of mine – Bobby Roy, who lives in Ola, Arkansas.

Behind a finish washer for upholstery, use a #78 O-ring under the washer as a backup to keep from cutting into the material. I have put this idea to use with good results.



From: Doug Zinn, Little Rock, Arkansas
The Restorer, May/June 2020 - Volume 65, Issue 1

Illustrated by John Pratt, Urbana, Ill.

Jim's Tech Tips

"Refueling With a Gas Can"

Sometimes I find it more convenient to go get 5 gallons of gas with a gas can for my Model A than it is to drive down to the gas station with the car to fuel it up.

But a 5-gallon can full of gas weighs over 30 pounds, and lifting it up to the gas cap on the Model A and controlling the can's spout as it enters the gas tank (without spilling gas all over the place!!) can be a real challenge. Even with a helper to guide the spout into the tank as you go, it can be a mess.

My brother turned me on to this tip (thanks, Kevin): For about \$20, you can purchase a small battery powered fuel transfer pump that will put the gas into your car in about a minute or two. This little thing is amazing!



You rest the gas can on the splash apron and fender (put a towel under it) and put the pump body into the gas can. Hold the pump outlet inside the gas tank filler opening with one hand and switch on the pump with the other hand. In no time at all the gas can is empty and you switch the pump off. Carefully remove the pump outlet from the tank and point it up to prevent fuel in the hose from dripping on your car. It's that easy, and a one-person operation.

On a car with side-mount spares, you can rest the gas can on the spare tire and hold it there, instead of resting on the splash apron and fender. It works just the same.

As an added bonus, you can quickly pump most of the old fuel OUT of a Model A gas tank with this pump, and into a 5-gallon gas can, if the need arises. I have done that, too.

Until next time, Have a Model A Day!
Jim

Model A Technical Info

Service Information

PLATE LEVER NOTCH IN DISTRIBUTOR BODY MUST NOT BE ALTERED




Fig. 950

Several instances have been reported of dealers increasing the width of the plate lever notch in the distributor body in endeavoring to increase the travel of the plate lever.

This is exceedingly poor practice and must be discontinued at once.

The plate lever notch in the distributor body is accurately machined to permit the lever to travel 20° from the fully retarded to the fully advanced spark lever position. See Fig. 950. When the width of the notch is increased it permits the lever to travel beyond the recommended 20° range and this of course affects the timing.

Before timing an engine always check the travel of the plate lever. This can be easily done by fully retarding the spark lever on the steering gear quadrant then noting whether the plate lever is touching against the side of the notch. Next pull the spark lever all the way down on the quadrant to the fully advanced position and see if the plate lever is touching the opposite side of the notch. If the plate lever does not make the full 20° travel disconnect the spark control rod (see Fig. 951) and slightly bend the control rod lever (see Fig. 952) until the plate lever

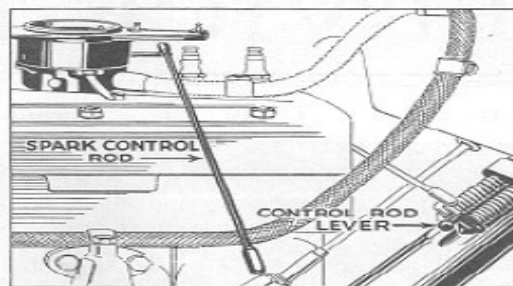


Fig. 951

touches one side of notch in distributor body when spark lever is fully advanced and touches opposite side when lever is fully retarded. Do not under any circumstances attempt to correct this condition by increasing the width of notch in distributor body.

After checking travel of plate lever proceed with timing operation in usual way. When the timing operation is completed the travel of the lever should again be checked. When timing ignition do not remove distributor body.

Inasmuch as there has been some misunderstanding on the part of mechanics please make correct travel of plate lever a part of your regular inspection.

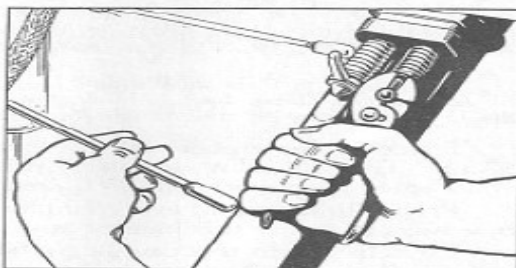


Fig. 952

A Little Fun !!!



Script News

A distraught senior citizen phoned her doctor's office. "Is it true," she wanted to know, "that the medication you prescribed has to be taken for the rest of my life?" "Yes, I'm afraid so," the doctor told her. "

There was a moment of silence before the senior lady replied, "I'm wondering, then, just how serious is my condition because this prescription is marked 'NO REFILLS'".



Chocolate is vital for our survival!! Dinosaurs didn't have chocolate, and look what happened to them...

Script News

Being a parent is like jumping out a plane with a bunch of people who don't know how to open their own chutes.
So, you fly around doing it for them...

Then you hit the ground, but you don't die.
You get up and cook dinner.



Become active... get involved... check the calendar above to find a function to attend!

WE OFFER 3 KINDS OF SERVICES
GOOD · CHEAP · FAST

BUT YOU CAN PICK ONLY TWO

GOOD & CHEAP WON'T BE FAST

FAST & GOOD WON'T BE CHEAP

CHEAP & FAST WON'T BE GOOD

"Anyone who stops learning is old, whether at twenty or eighty. Anyone who keeps learning stays young."

Exercising can add YEARS to your life. For example, I jogged 4 miles today and now I feel like I'm 73.

England doesn't have a blood bank. But it does have a liverpool.



2025 MAFCA NATIONAL AWARDS BANQUET



In Mobile, we will celebrate our 2025 National Award Winners and meet the 2026 Board of Directors.

- Enjoy seminars by Sherry Winkinhofer and Paul Shinn
- Hear the history of Alabama's roadways
- Tour the beautifully lit Gardens of Bellingrath, all decked out for Christmas
- Visit the USS Alabama and enjoy lunch under the planes
- Explore Mobile's history by Trolley

Join us in
Mobile, Alabama

December 3 - 6

Renaissance Riverview Plaza Hotel

Click on link below for the
Registration form
<https://tinyurl.com/2025-MAFCA-NAB>

Info Video - <https://youtu.be/uGqyKcdfWTs>



Cold Weather and Batteries -
When adding water to a battery in cold weather, the engine should be run at a charging speed for at least five minutes after the water has been added.. This is so the water will mix with the electrolyte.

Repair Fuel Tanks - Do not try to repair leaky fuel tanks unless you know what you are doing. Gas fumes are dangerous due to their explosiveness.



FIRST CLASS MAIL

P.O. Box 2623
Porterville, CA 93257

December

2025



*Happy Honkers
Model A Club*

Christmas Party

Thursday, December 11, 2025

4:00 pm

Chinas Alley Restaurant

170 N. Sweetbriar St.

Lindsay, CA

Merry Christmas To All You Model A'ers!!!!