



The ROAD RUNNER



MAFCA Chapter MAFCA "Newsletter of the Year 2019", MARC "Newsletter Highest Achievement Award 2023 MARC Region

Officers

President:	Chuck Haber
Vice President:	Chili Canida
Secretary:	Terry Richardson
Treasurer:	Gary Dixon
Activities/Tours:	Chili Canida
Technical:	Vacant
Ladies Activities:	Jody Layne
Concerns/Calling:	Julie Parnell
Membership/Public Relations:	Myron Schmitt
Newsletter/Webmaster:	Sherry Winkhofer
Property:	Vacant
Director:	Mike Owen
Director:	Bill Skaggs

Birthdays

Sandy Skaggs	08/01	Les Gust	08/29
Terry Richardson	08/07	MaryLou Matteson	08/31
Levi Kelly	08/08		

Anniversaries

John & Janice Harmon	8/20
Gene & Joyce Bollman	08/21

Monthly Meeting

August 4, 2025

American Legion, 2607 NW State Route 92
Smithville, MO 64089

The Legion provides a dinner menu at a special price
one hour prior to the 7:00 PM meeting.

Board Meeting

August 21, 2025

The 3rd Thursday of each month,
7:00 PM, Woodneath Library Center
8900 NE Flintlock Rd, Kansas City, MO 64157
Visitors welcome

Technical Meeting & Breakfast Club-KC

Big Biscuit in Liberty

Please join us every Wednesday 6:30 am to "whenever"
at the Liberty Corner Shopping Center, at 840 Hwy 291
(816-429-5314)

Technical Meeting & Breakfast Club-St Joe

Every Monday 7:00-10:00 AM

Hy-Vee 201 North Belt Highway, St. Joseph

President's Comments:

Greetings, fellow club members,

As July draws to a close, I wanted to take a moment to reflect on the month we've shared—one that delivered the kind of heat we've come to expect from summer, but also brought unexpected trials with the flooding in Texas and Missouri. My heart truly goes out to everyone impacted by these events. It is during times like these that our thoughts turn to community and resilience, and I hope all affected are finding support and recovery.

On a personal note, I am eager to report that I should have my coupe back up and running soon. Progress has been slow, I admit—tinkering in the driveway during these weather extremes has proven to be a challenge, and, if I'm honest, I've second-guessed myself more than once during the repairs. Yet, as ever, working on these classic cars is a labor of love, and I'm looking forward to getting back on the road and joining you all for future drives.

In brighter news, the recent Gangster Tour was a resounding success! We were fortunate that the bus was air conditioned, making the outing all the more enjoyable despite the summer heat. It was wonderful to see so many of you there, sharing laughs and stories, and embracing another unique adventure together. There's nothing quite like the camaraderie of this club and the memories we make.

Thank you all for your continued participation and enthusiasm. I look forward to seeing everyone at our next meeting—until then, stay cool, drive safe, and keep those Model As rolling!

Warm regards, Chuck Haber, President

"Don't worry about what people think. They don't do it very often." "

Editor's Comments:

I haven't done much if any Model A this month, at least if you think of Model-ing as simply riding in the car. With my knee replacement, I'm working diligently to get back to full strength, with the ability to drive "The Old Lady" a important consideration! Luckily, my PT is going fantastic, and I haven't had to use a cane since shortly after the second week began. A little ways to go yet, but I'm sincerely pleased with the progress I've made already.

But—as far as the rest of the Model A hobby, well, that has still been going as busy as ever. Putting out the Road Runner, getting A-World together, writing my article for the Restorer and the Flying Quail, as well as misc. duties for the MAFCA Board and Fashion Liaison Committee, I don't think I've really slowed down at all. Thank goodness most of that is just computer work, since it's my leg, not my typing fingers that were out of action! I have to say, I haven't had time to get bored, that's for sure!

Still, I'm hoping to get The Old Lady out in time for a few parades in September. Time will tell, wish me luck!

Sherry Wink, Editor

NORTHWEST MO. MODEL A FORD CLUB MEETING

American Legion Hall Smithville, Missouri

June 2, 2025

The meeting opened at 7:00 PM with the Pledge of Allegiance.

Our guest speakers were Dave & Sue Ryan and Gary & Rosemary Smith. The fellows talked about their 1988 Model A trip to Alaska with a group of friends. All in all, the trip took eight weeks roundtrip. Even with all the planning, some thing always goes wrong, and Gary relayed a story of breaking down and almost getting left behind. Luckily, he found a local person to help fix his "A" and then drove all night to catch up! Chuck Habor edited a short video from the footage and pictures that had been taken of the trip and shared it with the club. An amazing adventure!

Secretary's Report: There was no Secretary report to be voted on.

Treasurer's Report: Reported by Gary Dixon, approved as read.

Attendance: There were 28 members present at the meeting.

Tours & Activities: Chilli reported on upcoming tours. More details to follow soon.

Meeting adjourned at 8:00 PM.

Reported by Terry Richardson Secretary



What's in your Door Pocket?

Reproductions of the 1929, 1930, and 1931 Instruction Books.

\$20 each
or \$59 for a set of the '29, '30, and '31 books
(plus postage & handling)

Carry the book Henry saw as essential!

order yours now
at the MAFCA.com store
or call 1-562-697-2712

July 2025 MAFFI Minute

Model A'ers:

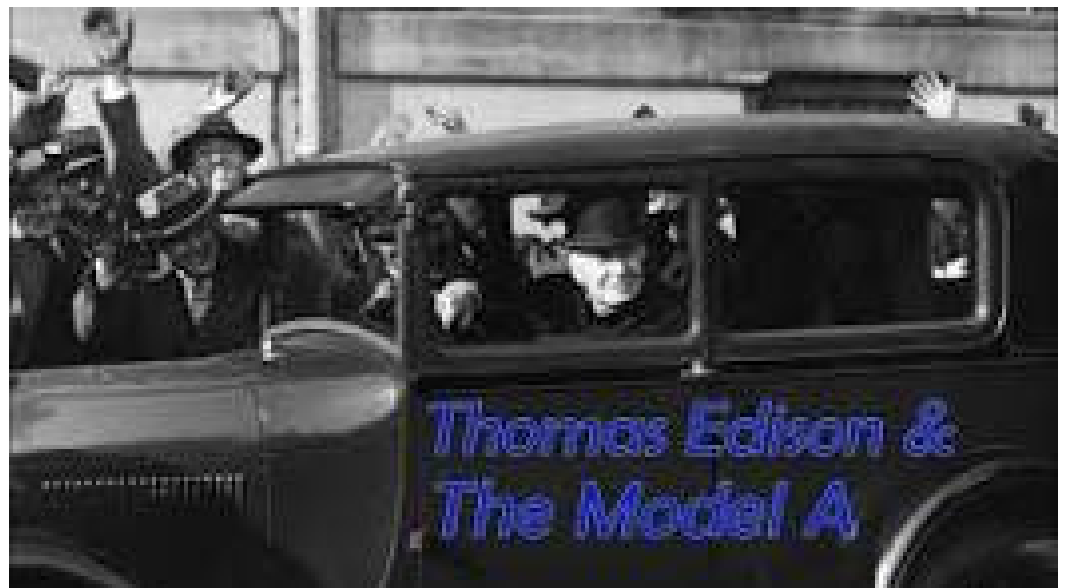
This month I thought I'd share a bit of the history to be found in the museum at Hickory Corners, where the very first Model A is housed --to whet your appetite to visit and see ALL the history found there along with the completed museum expansion. Model A Days are September 18-20, 2025. Join us!!

"The first Model A" Serial Number: 1, 1928 Ford Model A Tudor changed to a Phaeton Motor: 4 Cylinder, 201 CID, 40 HP Brakes: Mechanical Transmission: 3 Speed Manual non synchronized Body: Ford Motor Company Maximum Passengers: 5 6 Volt Battery w/positive ground Tire Size: 450-21 Fuel Capacity: 10 Gal. Gasoline Weight: 2,212# Cost new: Gift

This car is the first 1928 Ford Model A produced. It was assembled on October 20, 1927 and given to Henry Ford's best friend Thomas Edison. It was originally a Tudor Sedan and Thomas preferred an open car. Henry had the Tudor body replaced with a Phaeton body. Outside door handles were not produced for the early Model A cars. With the existing changes to the car, a restoration process was never attempted. Photos of Henry stamping number 1 on the engine are available.

Henry Ford told Thomas Edison that his name would always be with the Ford name and in the logo for Ford, the cross in the letter F forms a letter T in the distance. The swirl on the end of the cross forms the top of the letter E with the letter O forming the bottom of the letter E.

Cindy Ellenbecker, MAFFI Trustee/
Secretary





Activities

"Departure places and times for events will be published on the Website and Newsletter the month prior to the event".

August 9—Ladies Night Out

4:30 PM Conrad's Bar & Grill
210 North State Route 291, Liberty, MO 64068
Please RSVP to Jody Layne 816-225-7680
All are welcome to attend!

August 21—Ladies Luncheon

11:30 am - Home Grown Kitchen
201 S. Steward Rd, Liberty MO
(in the shopping center of Jose Peppers.
Please RSVP to Jody Layne 816-225-7680
All are welcome to attend

September 6th—Annual Club Picnic

Weston Bend State Park
Lunch served at 11:30.
Catered by Pop's Greasy Spoon and Wine Bar

September 19-20th—Model A Day

Model A Ford Museum at the Gilmore Car Museum
Hickory Corners MI, For more info, visit:
<https://www.maffi.org/WSContent/MAD.html>

December 3 - 6, 2025-

Hosted by the Gulf Coast Model A Club
Mobile Riverview Plaza Hotel
64 S Water St, Mobile, AL 36602
<https://www.gulfcoastmodelaclub.net/>

If you are planning on joining in on any of the tours or activities, please sign-up and include your phone number, or you can contact Chili Canada at (816) 415-4948 (home phone.) That way if an event has to be canceled, or has a location or schedule change, he will do his best to make sure you are notified!

Roster Updates:

As always, when you print a publication and send it out, new eyes catch what other proof readers missed. It's also probably not a good idea to be formatting merge documents so soon after having been under anesthetic! My apologies! Here's are some corrections to bring the roster up to date:

Lee Donius—update birthday to his 7/12 hers 2/15, anniversary 6/6

Gregory & Anna Jarman—please update birthdays to his 2/14, hers 12/9.

Shan Johnson & Amy Lang-Johnson—add city and zip Kansas City MO 64151, delete home phone number

Mary Anne Jones—in first column, cross out "his" and replace with "hers"

DeWayne & Christine Knott-Add her birthday: 2/28, add Anniv 10/23.

Danny & Janice Orbin-correct zip to 63552, add his b/d 4/13. Phone number 660-661-6073, anniversary 8/18

Lyman Ridgeway—update birthday to 9/25.

Myron Schmitt—delete home phone number.

Bill & Susan Schubert—New members-
2800 NE 177th Street, Lawson, Mo 64062
Cell 210 589 5175 Email wjs304@hotmail.com
His bd 1/29 Anniversary 8/26 Susan bd 12/27

Don & Mary Sedlacek - correct birthdays to His 01/20, Hers -7/26

Gary & Rosemary Smith—delete home phone number

Thomas Thomas-Add cell phone 816-520-6073, email mayfair5336@gmail.com

Sherry Winkinhofer—, cross out "his" and replace with "hers"

Pat Wishon—in first column, cross out "his" and replace with "hers"

If you see any additional corrections that are needed, please let me know!

"Yes, there are errors in this document—they were put there to see if you are paying attention!"

Breakfast Meetings Going Strong!

Photos from Mike Owen

If you haven't made it to one of these gatherings, you are missing a lot of Model A fun and fellowship!




Monday Mornings at Hi-Vee, St. Joseph



Wednesday Mornings at Big Biscuit, Liberty

Cares & Concerns

 **Our Sunshine/Concerns Lady is Julie Parnell.**
If you know of anyone that could use a call or a card, please let her know at (816) 891-1083 or send her an email at julieantique@yahoo.com



Club Contact Information:

President Chuck Haber (816) 590-0660
All Officers: nwmomodelaclub@gmail.com
Publications: nwmomodelaclub@gmail.com
or call 816-519-2630

Any articles or notes without a byline are written by your editor.

Visit www.nwmomodela.com today!

Please mail any info, pictures, questions & suggestions to:

NWMO Model A Ford Club
PO Box 514
Liberty, MO 64069

Or email:

nwmomodelaclub@gmail.com

Model A Crank/Lug Nut Tool

As shared by Rick Black

There were few if any markings on Model A cranks. According to the MAFCA/MARC Judging Standards and Restoration Guidelines (page 17-5), there were no fewer than 7 different cranks. Only the earliest had a Ford Script, and they were both issued with the very first cars in 1927.

Type	Nut Size	Finish	Lugs	Throw	Remarks
1	11/16"	Cad	90°	8"	Ford Script
2	11/16"	Cad	90°	8"	Ford Script
3	11/16"	Cad	90°	7 1/2 or 8"	
4	13/16"	Cad	In Line	7 1/2"	
5	13/16"	Black	In Line	7 1/2"	
6	13/16"	Black	90°	8"	
7	13/16"	Black	In Line	8"	
8	13/16"	Black	In Line	7 1/2"	

Lugs = the angle between a line through two lugs and the center member


Throw = the distance between the handle and the member carrying the lugs, measured along the center member.
Another way to understand the "lugs" is to lay the crank on the ground. If the lugs point to the sides, they are in line with the rest of the crank. If they stick up and down, they're 90° from the center member.

Model A Ford STARTING CRANK AND WIRE WHEEL WRENCHES 1928 - 1931									
LUG NUT HEX SIZE	FINISH	RATCHET LUG TO OFFSET DIRECTION	HANDLE THROW OFFSET*		1928	1929	1930	1931	
11/16"	CADMIUM PLATED	90°	8"	OND	J F M A M J J A S O N D	J F M A M J J A S O N D	J F M A M J J A S O N D	J F M A M J J A S O N D	
11/16"	CADMIUM PLATED	90°	8"						FORD SCRIPT WITH OR WITHOUT P/N A-17036, SOCKET END 1" O.D. 7/16" DEEP
11/16"	CADMIUM PLATED	90°	8"						FORD SCRIPT WITH OR WITHOUT P/N A-17036, SOCKET END 1-1/8" O.D. 7/16" DEEP
11/16"	CADMIUM PLATED	90°	7-1/2 OR 8"						VEHICLES WITH EARLY BRAKE SYSTEM (NO SEPARATE E. BRAKES), 7/16" DEEP SOCKET
13/16"	CADMIUM PLATED	IN LINE	7-1/2"						VEHICLES WITH LATER BRAKE SYSTEM (SEPARATE E. BRAKES), 1/2" DEEP SOCKET
13/16"	BLACK LACQUER THIN COAT OF PYROXYLIN	IN LINE	7-1/2"						VEHICLES WITH LATER BRAKE SYSTEM (SEPARATE E. BRAKES), 1/2" DEEP SOCKET
13/16"	BLACK LACQUER THIN COAT OF PYROXYLIN	90°	8"						5/8" DEEP SOCKET
13/16"	BLACK LACQUER THIN COAT OF PYROXYLIN	IN LINE	8"						5/8" DEEP SOCKET
13/16"	BLACK LACQUER THIN COAT OF PYROXYLIN	IN LINE	7-1/2"						5/8" DEEP SOCKET

NOTES:

[Solid Black] = EARLIEST TYPE [Cross-hatch] = TYPE 2 [Diagonal Lines] = TYPE 3 [Horizontal Lines] = TYPE 4
 [Vertical Lines] = TYPE 5 [Wavy Lines] = TYPE 6 [Dense Vertical Lines] = TYPE 7 [Grid] = TYPE 8

* LENGTH OF OFFSET BENDS FROM CENTERLINE TO CENTERLINE
The outside diameter of the socket end was changed from 1" to 1-1/8" after December 1927



Parkville Independence Day Parade



Due to the extremely hot weather, only 4 cars braved the heat to participate in the annual Parkville 4th of July parade. Mike Owen, Bill Skaggs, Gary Dixon, and Jody Lanye all joined in the fun of day, and the parade goers made their appreciation for our old car very apparent with lots of cheers and yells of AHOOGA!



Era Earrings

By Sherry Wink

There a misconception out there that in the Model A era, pierced earrings were not considered acceptable for respectable ladies. From a review of a lot of jewelry catalogs from the era, that conception is not supported. The catalogs are full of pierced and unpierced styles. While screw back earrings were quite popular for un-pierced ears, there was a variety of options for those that were pierced. Posts with a screw on back were often used for fine jewelry, i.e. gold, silver, etc. But it surprised me to learn that there were also options for wire hooks, kidney wires, lever backs, & wire hoops.

The hooks were few and far between and much smaller then modern French hooks. The kidney wires were called this due to the shape of the wire fastener resembling a kidney. Lever backs could be top or bottom levers. Wire hoops were always a small wire that fit back into the hoop on the opposite side of the hinge.

Here are a few examples of era earrings!




Pierceless Screw Back Earrings
Sears 1930-31 Fall Winter



Leaver back earrings,
Bottom and top lever styles
(notice the position of the hinge)
A. C. Becken1930 catalog



A selection of Hoop earrings
A. C. Becken1930 catalog



Pierced screw back pearl button
earring
1929 Fort Dearborn Gift Book



Kidney Wire
A. C. Becken1930 catalog

This interesting recipe is from "Coconut Dishes That Everybody Loves", Baker's Coconut, General Foods Corp, 1931

Coconut Cabinet Pudding

5 egg yolks, slightly beaten
5 tablespoons sugar
2 cups milk
1 tablespoon gelatin
¼ cup cold milk
¼ teaspoon vanilla
Lady fingers or strips of cake 1½ cups apricots, sliced
1 can Baker's Coconut, Southern Style



Combine egg yolks, sugar, and salt with 2 cups milk and cook in double boiler until mixture coats the spoon, stirring constantly. Soak gelatin in ¼ cup milk 5 minutes, and add hot custard. Stir until gelatin dissolves. Add vanilla. Strain custard into mold, filling 11½ inches deep. Chill until firm. Dip lady fingers into part of custard mixture and line sides of mold. Fill center of mold with alternate layers of apricots, remaining custard, and coconut. Chill until firm. Unmold. Garnish with additional apricot halves, and whipped cream. Serves 8

Brands We Still Know

By Sherry Wink

Early in the 1900's, Charles Beckman, a former shoe merchant, recognized a need for specialty shoes for the various industries booming in his area of Minnesota. This was a revolutionary idea back



Red Wink Ad Circa 1929

then. Beckman knew there were new industrial products that he could use to make his boots profitably. In 1905, he and a group of investors founded the Red Wing Shoe Company in Red Wing, Minnesota. The company quickly gained a large market share with quality footwear that held up to the various dirty jobs such as farming, mining and other heavy-duty industries. Within the first year, their company was producing over 450 pairs of boots a day. One early innovation credited to the company was "welt" construction, a stitched sole for stronger boots. In 1926, "The Gloria," their first boot for women was introduced. When the Depression hit in 1929, the company had already been experimenting with rubber soles which allowed for a cheaper production cost and they soon introduced the "No.99" boot, which sold for 99 cents. Of course, they still produced their higher quality footwear as well, but thanks to this inexpensive shoe, many working class customers were still able to buy Red Wing shoes.

LADYS LUNCHEON Jose Pepper's Liberty

It was a nice group for lunch, and Jeannie brought her granddaughter Lily to enjoy the fun!



My "A" Program

NOW YOU CAN BECOME A VITAL PART OF THE MUSEUM EXPANSION AND MAKE THIS EXCITING GROWTH BECOME A REALITY. FOR A \$200.00 DONATION, A PLAQUE WITH YOUR NAME, VEHICLE, CITY AND STATE AS WELL AS A COLOR IMAGE OF YOUR CAR WILL BE PLACED ON A DISPLAY BOARD BY THE YEAR. 28,29,30, 31. THESE DISPLAYS WILL BE INSIDE THE NEW ADDITION OF THE MUSEUM. THIS IS A GREAT WAY TO SHOW YOUR CAR, AND SUPPORT THE MUSEUM. THEY ALSO MAKE GREAT GIFTS FOR PARENTS, GRANDPARENTS AND GREAT GRANDPARENTS. BE PART OF AN EVER LASTING LEGACY TO OUR GREAT MODEL A FORDS. ACTUAL SIZE IS 5.0" x 1.75".



July 22nd Gangster Tour!

A nice group of club members and guest got together for this non-Model A bus tour in downtown Kansas City.

Following a sometimes eye opening education about crime in the big KC, the group enjoyed great BBQ at Jack Stacks in the Freight House District!



The Model A Restorers Club, Inc.

THE running BOARD REPORT



From Tom Hovetter, President and Jim Zimmer, Director of Regions
August 2025

Maybe you haven't visited the MARC website recently, but if you have, you are aware that our website is rather outdated and while our Facebook page has thousands of members, very few take the next step to join MARC.

Your Board of Directors has just approved a preliminary budget and formed a committee, led by Chris DuVall, to review and make changes to our complete social media strategy and website. The committee will begin meeting on a frequent basis and we will keep you updated on our progress.

Also, speaking of Chris, he recently posted a brief video on our Facebook page on the basics of starting a Model A. We need more videos like this to teach new Model A owners the basics of diagnosing and fixing mechanical issues. If you are interested in producing a video, please contact Joe Fox or any other Board member.

Regions, we still need volunteers to step up to host future MARC meets; a National Meet, Tour, or Membership Meet. As you know, we will be combining our 2026 Membership Meet with our Finger Lakes Tour in May. All of your Board members have experienced hosting a Meet and we will help any Region interested in hosting a future event. Contact Jim Zimmer or Joe Valentine for any information.

Continuing our focus on Region recognition, the Board recently approved a motion to recognize Regions who have achieved 50+ years MARC membership. A brick will be donated in your Regions name to be placed at the Gilmore Museum! As we donate annually to MAFFI, they provide us bricks that we will use for this purpose. We currently have 40 bricks available and will begin recognizing the 40 longest member Regions first.

Twenty more will be recognized in 2026 and the remainder in 2027. We will notify you as your bricks are placed.

Model A Mystery Part

What is it?

Do you know?

For "Bragging Rights", Send an email to
nwmomodelafordclub@gmail.com
Or to Sherry Winkinhofer
PO Box 172, Table Rock NE
68447



Photo courtesy of Snyder's
Antique Auto Parts

Last Month's Mystery Part

This is a pedal shaft collar pin. It holds the
collar to the 7/8" pedal shaft
Did you know?!



Photo courtesy of Mike's A
-Fordable
Antique Auto

REMOVING DIFFICULT HINGE PINS

John Moorehead

In order to fit my new external mirrors to my Sports Coupe, the top hinge pins needed to come out. After a week of spraying them with Break Away, and thumping them with a pin punch, they hadn't budged.


After searching the internet, canvassing expert and non-expert opinions, I was almost at the stage of trying to remove the hinges using heat, and re-painting them. Then I came up with a successful solution.

It involved the use of my cheap, monster 1500W hammer drill / jack hammer. Using my normal drill, I drilled a small dimple in the bottom of the hinge pin to try to stop the pointed chisel tip from sliding off.

Because I couldn't get the big jack hammer directly under the hinge, and it was always going to jump off towards the car, I notched a piece of wood for my accomplice to hold to keep the chisel tip in position.

After that preparation, one pin took about 10 seconds of high pressure and heavy percussion before it popped-free, while the other came free very quickly.

As found in "The Scuttlebutt", official publication of the Scioto Model "A" Ford Club, and as originally printed in "The Western Model A News."



A Lesson About Making Sure the Battery is Secured.

This is the story of "Some cars like to be driven, but mine likes to ride". Or alternate title "How I almost burned my car to the ground on its first outing".

By the June monthly meeting I had the 31 ready to roll, (or so I thought). I decided to take it to Tinkling Spring to see how it would do. On the way there, it developed a howl under the hood. Once I got to the parking lot it died on me.

Under Dean's suggestion I pulled the battery cover and found the ground cable melted apart. After the meeting Wayne gave me a ride home so I could get my truck and trailer. I backed up to the A, dropped the ramp, used jumper cables as a ground and drove it up on the trailer. That saved a lot of work there!

Once I got it home and in the garage, I pulled the floorboards out. Much to my surprise I found that the battery had escaped the corner hold down clamps and slid against the brake rod where it tried to weld itself to the rod. That's what caused the cable to melt! The howl under the hood turned out to be a bad generator bearing.

I called Jay and luckily he had everything I needed to get the old girl back on the road. This time I am using one of the square battery hold downs so I shouldn't have this problem anymore! Many thanks for everyone's help and suggestions at the meeting and to Jay for letting me come get some parts on short notice.

As found in the "SKYLINER", Newsletter of the Skyline Chapter – MAFCA, Skyline Region – MARC

2025 Model A Days

2-Day Swap Meet

Fashion, Seminars, Car Corral,
Driving Class*, and MORE!!

September 19 & 20, 2025 9-5pm

The Gilmore Car Museum
6865 W. Hickory Road
Hickory Corners, MI 49060

Technical Seminars, Fashion, Hall of Fame Induction, Ride the Classics*
Please Join Us for a Special Friday Night
Museum Expansion Event!*

Host Hotel Info: Delta Hotels by Marriott, 2747 S. 11th St.
Kalamazoo, MI 49009 269.375.6000

**Celebrating
the Model A
Museum
Expansion!**



For event Info, seminars and Swap Reservations
Mark Maron 847-302-7900

*Requires PRE- Registration





For Sale / Wanted To place an ad, send your information to swinkinhofer@hotmail.com, or mail to Sherry Winkinhofer

As a service to our members, the area Model A clubs have decided to share our classified ads sections! (this will include Model A specific items only.) Ads will run approximately 3 months unless we are notified that the item is still available.

For Sale: Model A Parts for Sale

Enclosed is a list of parts I am selling from older Model A restorations. If you know of anyone who might have an interest, contact me: **Frame, Front axle, Rear axle, Hood, Splash aprons, Several engine blocks, Manifolds, Pistons, Heads, Transmission, Clutch, Rear fenders, Many miscellaneous parts, Several boxes of Model A magazines, Steering Wheel Shaft, Clutches.**

Contact: Phillip Gronscher

pgonscher@hotmail.com, or text 913-223-9635. (POA 6/25)

For Sale: 1929 Tudor Sedan. Previously owned by Walt Jones, it has a new engine with zero miles, put in but Walt was not able to drive it due to his health. \$10,000.



Contact: Bill Skaggs 816-807-6300 (NWMO 2/2025)

For Sale: 1929 Ford 2dr. Owned 67 yrs, selling due to Dave's age. Good condition ; runs well. Driver, not show. Dual side mounts; steel trunk on extended bumper. \$ 8250

Contact: Dave Berkeman 515-473-1690 (CIMA 7/25)

Your Ad Could Be Here!

SPECIALIZING IN HOT ROD & MUSCLE CAR PARTS FROM THE 1930's TO THE 1970s

Good Speed
GOODSPEEDUSA

VISIT OUR WEBSITE AT WWW.GOODSPEEDUSA.COM

CALL US AT 816-927-1717

VISIT OUR SHOWROOM AT: 250 NW COMMERCE CT

LEE'S SUMMIT, MO 64086