

# CHATTER

Official Publication of the Calumet Region Model A Restorers Club



December 2025





# CHATTER



Volume 66 Issue 12

John Hoffman-Editor

## President

Michael Sluis

## Vice President

John Hoffman

## Treasurer

Carol Healy

## Secretary

Karen Kats

## Regional Director

Art LeMere

## Region Correspondent

John Hoffman

## Safety-MAFFI

John Marshall

## Mileage

Jerry LeMere

## Lady's Raffle

Diane Zuidema

## Property

Art LeMere

## Historian

Art LeMere

## Technical

Wally Healy

## Mike's Message



MERRY CHRISTMAS TO ALL,

Carol and I are looking forward to seeing all of you this month. I am almost back to normal but am 100 times better than I was for the last couple months. We are very thankful to all of you that sent a card and prayed for my health. This will be a Merry Christmas for our family.

We are also very excited to have you all come to our home on December 14th at 3pm. If you would like to participate in the Mr. Right Story we will be using a \$20 grab bag. Feel free


to bring a dessert or a side we will handle the main course.

Also, I know that we have been absent but if you would like to bring a gift for the kids donation we will gladly bring it to the center. I am sorry that we didn't have someone bring this up before, but we honestly didn't think about it.

We are looking forward to seeing you at the December 1st pizza party. Thanks to John and Pat.

Mike

## Treasurer's Report by Carol Healy



Beginning Balance November 3, 2025	\$2,728.16
<b><u>Income</u></b>	
Banquet	\$600.00
<b>Total Income</b>	<b>\$600.00</b>
<b><u>Expenses</u></b>	
Scrementi's (Banquet)	\$394.75
<b>Total Expenses</b>	<b>\$394.75</b>
Ending Balance December 1, 2025	\$2,933.41

"The general purpose of the **Calumet Region Model "A" Restorer's Club** shall be to encourage its members to acquire, preserve, restore, exhibit and make use of the Ford Model "A" automobile, model years 1928 through 1931, and all things pertaining to the Ford Model "A", and to promote the introduction of ideas and fellowship among M.A.R.C. members." You need not own a Model "A" Ford!





# Business Meeting November 6, 2023

The meeting was called to order at 7:12 p.m. Officer present was John Hoffman.

## SECRETARY'S MINUTES

The minutes of the September meeting were read by Marge Vetterick in Karen Kats absence. A motion to approve was made by Pat Marshall seconded by Marsha LeMere. Motion approved.

## TREASURER'S REPORT

Balance as of November 3, 2025 is \$2728.16 A motion to approve was made by Wally Healy, seconded by Lora Rossi. Motion approved

## VICE PRESIDENT/EDITORS REPORT

John Hoffman reported the next breakfast fun will be on Saturday November 15 at 9a.m at Kingsberry restaurant in Flossmoor.

## PRESIDENTS REPORT

No Presidents report

## HISTORIAN REPORT

Art LeMere read the Chatter from the year 1976. Meeting were held at Capital Savings and Loan at 95th and Pulaski. Dues were \$8.00 National and \$5.00 local. Director was Bob Reiner. Assistant Director Mel Barthelemy, Secretary was Dale DeKok and Treasurer Ilene Spoolstra. January there was a get together at Svobodas Tavern in Chicago Heights. March was Swap meet, April there was overnight to Little Hershey swap meet in Rockford, Ill. June was a hot dog rally, a car show at Ford City Mall with 18 cars

on display. Mall management paid our club \$400.00. July was July 4th parade with 11 Model A's in attendance. Also a trip around Lake Michigan(4 Model A's, 3 modern cars, 21 people and 1200 miles). August was Momence car show, John Tichan Picnic, Baseball game with Illinois Region. Calumet Region lost. September we had a gas economy run and an overnight trip to Pontiac, Il. October we had garage tour of 3 garages, Awards banquet in November at Glendora House. \$14.00/person. December was Christmas party. For Sale: 1930 Tudor body only \$75.00, 1941 Fordor sedan \$695.00, 1946 Ford \$600.00, 1931 Model A pickup disassembled \$2000.00

## MAFFI

John Marshall reported nothing new except some members of the club are going to the Model "A" Museum to decorate for Christmas on November 19th.

## OLD BUSINESS

Hayride featured really good food but also it was very cold outside.

## NEW BUSINESS

Seats are reserved for concert at Olivette for 12/6. \$13.00 per person. Please contact Carol Healy

MOTION TO ADJOURN was made at 7:31 by Diane Zuidema seconded by Judy Gerhardt. Motion approved

Respectfully submitted,

Marge Vetterick

# Club Events 2025-2026

## December

1st - Business Meeting /  
Pizza Party

14th - Christmas Social,  
3:00pm

20th - Breakfast Run

## January

4th- Business Meeting

17th- Breakfast Run

## February

2nd - Business Meeting

14th - Breakfast Run

## March

2nd - Business Meeting

14th - Breakfast Run

## April

6th - Business Meeting

18th - Breakfast Run

## Breakfast Run

Saturday, December  
20th @ 9:00 am

### **Ashford House**

*7959 W. 159th Street  
Tinley Park, Illinois*

## Holiday

## Pizza Party

December First  
Business Meeting

7:00 PM

Bring a Dessert to  
Share



# December 2025

Sun Mon Tue Wed Thu Fri Sat

	1 <i>Business Meeting</i>	2 The Model "A" was introduced in 1927	3	4	5	6 <i>Christmas Concert</i>
7 <i>Happy Birthday Eric Niefeldt</i>	8	9	10 <i>Happy Birthday Ron Clausing</i>	11	12	13
14 <i>Christmas Social</i>	15	16	17	18	19 <i>Happy Birthday Jim Agnos</i>	20 <i>Breakfast Run</i>
21 <i>Happy Birthday Frank Ambrose</i>	22	23	24		26	27
28	29	30				



## “Sounds of the Season: Adore” Concert

December 6, 2025 2:00pm

Olivet Nazarene University

Hawkin Centennial Chapel

One University Avenue

Bourbonnais, IL

Arrive before 1:30 to facilitate parking.

After the concert dinner will be at  
Aurelio's Pizza, 1600 N Convent St.,  
Bourbonnais, IL



# 2025 Holiday Social

*Sunday, December 14th,  
3:00PM*

*Mike & Carol Sluis, Hosts*

*8231 Paloma Drive*

*Orland Park, IL 60462*

*Please Bring An Appetizer or Dessert*

*Questions (708) 277-4746*

*If you wish to participate in the Gift Exchange Left/Right Game, bring a gender specific wrapped gift. The price of the gift should be around \$20.*





**SAVE THE DATE!!!!**  
**THE 2026 MARC NATIONAL MEET**  
**THE MAGNIFICENCE OF FRENCH LICK**  
**"HISTORIC HOOSIER HOSPITALITY"**

HOOSIER HILLS MODEL A CLUB  
 COLUMBUS INDIANA MODEL A CLUB

Model A Restorers Club  
 National Meet  
 JULY 12-16, 2026  
 French Lick, Indiana

HOSTED BY HOOSIER HILLS MODEL A CLUB & COLUMBUS INDIANA MODEL A CLUB  
 REGISTER TODAY BY CALLING THE HOTEL AT 844-241-6361 GIVE CODE: 0726MAR

Model A Restores Club 2026 NATIONAL MEET  
 JULY 12-16, 2026

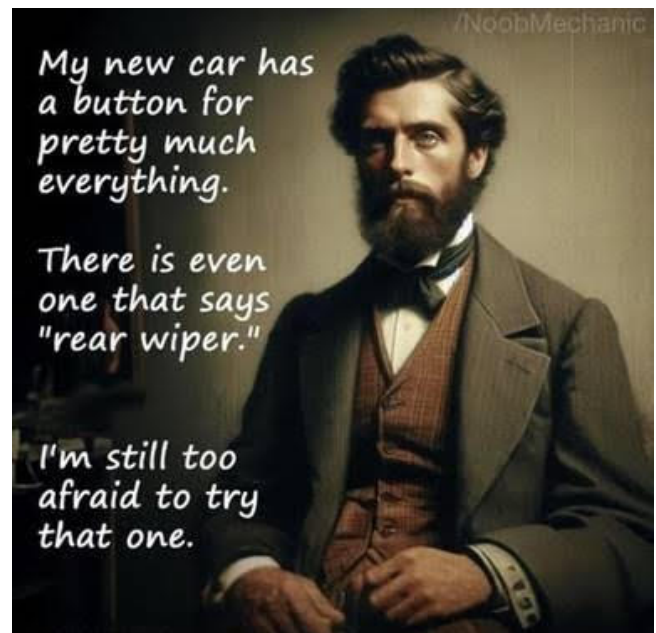
FOR MORE INFORMATION CONTACT MEET CHAIRMAN REX HINKLE 812-360-3336 OR REX.HINKLE@COOKGROUP.COM

**THE MARC NATIONAL TOUR**  
 Join us in Beautiful  
 Finger Lakes NY!  
 Hosted by the  
 Finger Lakes Region  
 of MARC

**MAY 2026**

**EXPLORE  
 FINGER LAKES**

**SAVE THE DATE**  
 For more information contact Meet Chairman  
 Paul Canninger pascanninger@gmail.com  
 315-852-5591





# Calumet Region Decorates the Model "A" Museum for the Holidays









# Calumet Region Annual Banquet



## 10 Signs You're Doing Well in Life

- 1 - You have a roof over your head.
- 2 - You ate today.
- 3 - You have a good heart.
- 4 - You wish good for others.
- 5 - You have clean water.
- 6 - Someone cares for you.
- 7 - You strive to be better.
- 8 - You have clean clothes.
- 9 - You have a dream.
- 10 - You're breathing.

Be Thankful For The Little Things







## Model “A” Winter Storage Tips



1. Change the oil and lubricate the chassis.
2. Wash and wax the exterior, including the chrome.
3. Vacuum and wash the interior and apply a protectant such as Armorall on all vinyl, rubber and plastic parts.
4. Fill the fuel tank to prevent moisture from forming and rusting the tank.  
Add a gasoline stabilizer. Fuel spoils after 30 days (source: Road & Track.com).
5. Make sure the battery is fully charged.
6. Be certain that the cooling system is filled with a sufficient amount of good-quality antifreeze to protect from rust and freezing.
7. Spray the chassis parts that may rust with a rust inhibitor such as W/D-40.
8. Drive the car before storage to be sure that all parts are well lubricated.
9. It may be desired to raise the car off the tires to prevent flat spotting, but adding about fifteen or twenty more pounds of pressure to the tires will help considerably.
10. Do not set the parking brake for a long period of storage, as the drums could rust and seize the shoes. The brakes could also stick from rust or moisture.
11. The car should be covered to prevent damage from birds, cats and bugs. If the car is to be stored inside, use a breathable cover to prevent moisture from forming and creating more problems than no cover at all. If the car is outside, of course, it must have a waterproof cover or moisture will collect and attack the chrome and body.
12. I put a wad of steel wool loosely in the tailpipe to discourage chipmunks & mice from taking up residence in the muffler.



# THE *running* BOARD REPORT

From Tom Hovetter, President and Jim Zimmer, Director of Regions

December 2025

**M**embership in MARC has increased this year over last year. This after declining for many years. This is Very Encouraging for our hobby! Many thanks to Regions who have encouraged their new and existing members to either take advantage of our free 12 month membership (non MARC members, digital magazine) or take our regular membership and receive the award winning *Model A News* magazine. Please continue to invite your members and anyone interested in our hobby to join.

**A**s you may know, we are updating the *Driver Class Judging Standards*. For example, some of these changes include the acceptance of fiberglass fenders, later Ford front and rear axles and leather or vinyl upholstery material for all years/models. The updated standards will be published soon. Make plans now to enter your Model A in Driver Class judging at French Lick in July!

**R**ecently we asked Region Presidents/Directors to email your Region's logo, in an image, PDF or similar format, for inclusion in our updated website. We have received many, but are missing many more. You will want your logo to be proudly displayed! If you haven't already, please email a copy of your logo to the MARC office at [modelarestorersclub@gmail.com](mailto:modelarestorersclub@gmail.com) or to Jim Zimmer at [jwzimmer9119@gmail.com](mailto:jwzimmer9119@gmail.com).

Additionally, Larry Shepard is looking to compile a list of Model A Mechanics to use as a resource to help fellow Model A owners with mechanical questions. Please volunteer by emailing Larry at [marctech@modelarestorers.org](mailto:marctech@modelarestorers.org).

**C**ertainly we are all looking forward to the upcoming MARC Finger Lakes Tour next May. Online registration forms will be available on December 1st and hotel reservations will open on December 10th. Plan now to attend another great MARC event in a beautiful part of our country!

## MARC Mileage Program

Don't forget to give your end of year mileage to Jerry LeMere.

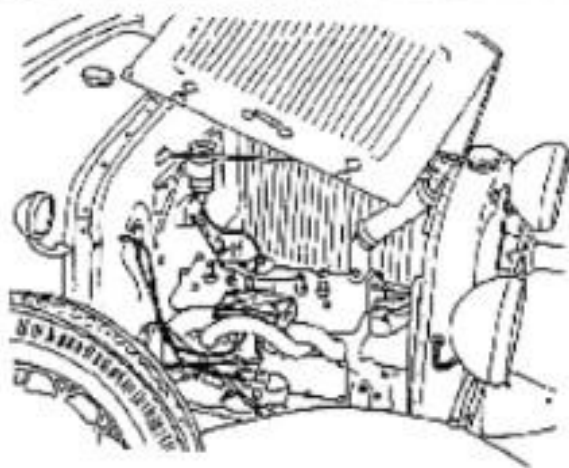
## 2026 Annual Dues

Dues are \$30

and must be received by the treasurer, Carol Healy, before the March 2026 meeting to keep getting the "Chatter"



# Manifold Cookery



The Phoenix Model A Club has published a cookbook, "Cooking with Henry's Ladies," as a fundraising project under the direction of members Carole and Gary Jones. Copies are available for \$6.50 postpaid by writing: Phoenix Model A Club, c/o Treasurer, P.O. Box 35702, Phoenix, AZ 85069.

Included are sections on appetizers & dips, salads, vegetables, main dishes, breads, rolls & muffins, desserts, cookies & candies, beverages & miscellaneous, and the Model A's favorite: "Manifold Cookery."

Some tips offered about manifold cooking include:

- The food never touches the engine.
- **TRIPLE WRAP** each food package in

aluminum foil. Use enough foil to completely enclose the food, with enough left over to fold a flat seam the full length, and across the ends of the package. Then do it again, twice more! Seal each layer tightly.

• While the engine is still cold, secure the foil-wrapped packages firmly to the exhaust manifold itself, where the cooking heat will be greatest, using baling wire. (Every Model A has baling wire in the tool chest, doesn't it?)

• The cooking times shown are approximate. The engine block of a Model A never reaches the boiling point of water as you drive, but the exhaust manifold can reach temperatures at least twice that high. Err on the high side, or allow extra driving time to be sure.

• Experiment! There are lots of possibilities. Remember that this method of cooking is more like braising than broiling or baking. The food is cooked in the hot juices or liquids inside the foil packages, and not seared or baked on the manifold.

Above all, try it! Enjoy one more aspect of your Model A.

THE RESTORER - JUL/AUG 1992

## Blackened Roadfish

(Distance: 50 miles)

1 lb. firm white fish fillets,  
cut thin

Your choice of premixed  
"Cajun" spices

At home, cover the fish on both sides with a heavy layer of spices, pressing them in with your hands. Place on foil, spread with butter and wrap tightly. Cook about 25 minutes per side.

## Roadside Stew

(Distance: 85 miles)

1/4 lb. meat (any kind),  
cut in 1/2" dice

Salt & pepper (to taste)

3 vegetables of choice  
(potatoes, onions, carrots,  
etc.), cut in 1/2" dice

At home, mix ingredients and wrap in foil. Put foil-wrapped package on the manifold and drive 1-1/2 hours, turning package once.

## Interstate 10 Chicken Wings

(Distance: 140-200 miles)

18 chicken wings

3 cloves garlic, minced

1/2 c. catsup

1 T. oregano

1 c. red wine vinegar

1 tsp. red pepper flakes

4 to 6 jalapeño peppers

Salt (to taste)

(more for really hot)

At home, place chicken wings in a bowl. Blend the remaining ingredients in a second bowl and then pour over the chicken wings. Cover tightly and refrigerate 24 hours, stirring occasionally. Drain wings, retaining marinade liquid, and divide them among three sheets of foil. Brush with remaining marinade. Cook from Phoenix to Tucson. Total cooking time will be about 2-1/2 hours. If they aren't done at Tucson, drive on to Tombstone or Sierra Vista.

## Rumbleseat Cabbage

(Distance: 55 miles)

1 am. green cabbage

2 cubes beef bouillon

1 lb. ground beef

2 cans tomato soup

1 c. uncooked rice

Salt & pepper (to taste)

At home, separate the leaves of the cabbage, discarding the tough outer ones and removing the inner ones intact. Drop into boiling water. After 10 minutes, drain and rinse with cold water. Cook beef in a skillet, breaking up with a spoon, until pink color is gone. Do not drain fat. Meanwhile, cook rice in 2 cups of water along with the bouillon cubes until water is absorbed and rice is done. Combine rice, meat and 1 can soup (do not add water) and season with salt and pepper. One by one, lay a blanched cabbage leaf flat, drop some stuffing on it and roll up, forming a neat bundle with both ends sealed. Repeat until you run out of cabbage or stuffing. Place the rolls on foil in pairs, smearing each with a generous amount of soup from the second can. Wrap. Find a good place for them on the manifold and drive for about 1 hour.

## MAFFI MINUTE – Newsletter November




Winter is approaching here in the Midwest, and the museum is still rapidly working on new and updated exhibits! Darwin Schafer donated a really special unrestored and fully original 1930 De Luxe Delivery which was originally used by a funeral home to haul flowers. The name of the funeral home is written on the side of the van. His family has owned this since 1940 with his grandfather using it for his general store. This will be used during Model A Days to demonstrate corn shelling since it has a power take-off system for a belt.

Andrew Oliver of Connecticut won the sweepstakes on the 1928 Phaeton, and Kris Wilson of Missouri won the rebuilt engine. Now that the trustees have had a chance to go over the numbers for the 2025 Model A Days, it looks like it was a great success thanks to all our hobbyists who came to support the museum.

There are plenty of ways to get involved with helping and still plenty of ways to donate to the museum between the My-A-Program, Brick Memorials, and even regular donations. As we get towards the Holiday Season, this is something great to keep in mind, especially for your local club.

Keep on motoring!

John Grossheim, Trustee and Secretary of MAFFI



*I'm great at multi-tasking. I can waste time, be unproductive and procrastinate all at once*

*"What I don't like about office Christmas parties is looking for new job the next day!"* Script "A" News; Mark Kendall, Editor



## SEARS Say "We Save You 1/3"

### Here's Proof:

ARTICLE	Usual Dealers' Price	SEARS PRICE
Radiator Grille....	\$10.00	\$3.79
Rear View Mirror....	.75	.35
BOYCE Moto-meter	6.00	4.19
Auto Clock....	12.00	6.95
Radiator Ornament....	3.00	1.69

## NO-GLARE Rear View Mirror



For All Cars

**40c**

Amber colored, bevel edge mirror reflects without blinding. Complete with bracket and screws for open or closed cars.

**28F9550**—Size, 2 1/4 x 6 in. Shipping weight, 1 lb. **40c**  
**28F9551**—Clear glass instead of No-Glare. Size, 2 1/4 x 7 in. Shpg. wt., 1 lb. **35c**  
**28F9557**—Clear glass. Size, 2 1/4 x 9 in. Shipping weight, 1 lb. **45c**  
**28F9559**—No-Glare glass only. Size, 2 1/4 x 6 in. Shipping weight, 6 oz. **22c**

## Hinge Mirror

Fits Most Cars



Handsome 4-inch beveled glass mirror in brass frame, all metal parts. Chromium plated. Clamps on left door hinge and provides safe view to the rear and left of your car. Adjustable to all angles.

**28F9558**—Shpg. wt., 1 1/4 lbs. **\$1.69**

## Rear Vision Mirror

for Trucks



While compulsory in many states, this rear view mirror is desirable anywhere. 4 1/4-inch clear view mirror on sturdy 18-inch bracket. Easily attached. A real convenience and safety device.

**28F9564**—Shpg. wt., 1 1/4 lbs. **59c**


## Curved Rear Vision Mirror



Permits 360 degrees of vision. Brings into view, front, back and rear sides without turning your head. 2 1/4 x 12 inches. Use present rear view mirror bracket. Made of clear, glareproof and shatterproof glass with beveled edges and rounded corners. An investment in safety.

**28F9563**—Postpaid. **\$4.95**

## Chromium Tire Mirror



This heavy, beveled French plate glass mirror will add a sporty touch to your car. Beautiful all chromium plated brass frame, base and chain. Lock and key. Mirror 4 1/4 in. diam. For all except disc wheels.

**28F9551**—Each. **\$2.45**  
**28F9551**—Per pair. **\$4.75**

## Chromium Fender Mirror



Finest French plate glass, beveled edge. Metal parts of heavy brass. Chromium plated. Diameter, 4 1/4 in. Height, over all, 7 in. Shipping weight, 1 1/4 lbs. **80c**  
**28F9599**—Each. **\$1.89**  
**28F9599**—Per pair, Postpaid. **\$3.65**

## Headlight Visors



Bright chromium plated visors direct the light where it is most needed. Easily adjusted to proper angle. Shpg. wt., 8 oz. **48c**  
**28F8725**—Pair. **48c**

## Anti-Glare Visor



An opaque, Fabrikoid shield. Stops all glare from sun or headlights. Makes driving safer. Hinges to top of car. Easily installed. Adjustable to any angle. **85c**  
**28F9452**—Shpg. wt., 1 1/4 lbs. **85c**

## Radiator Bar



New! Classy! Full chromium. Gives V-shaped radiator effect. Shpg. wt., 8 oz. **45c**  
**28F9572**—For Model "A" Fords. **45c**  
**28F9573**—For other cars. **45c**

## Put These NEW IMPROVEMENTS ON YOUR CAR

Here are Rear View Mirrors for SAFETY; clocks for CONVENIENCE; sun-shields for COMFORT; and radiator ornaments for BEAUTY. Every item on this page is right up to the minute in style, and is priced to make you a real, substantial saving. We Pay Postage on Orders of \$2.00 or more.

## Big Value—Mirror-Clock Combination

Here is a value of which we are justly proud! Mirror is high quality plate glass, beveled edges. (Clock included). Size, 2 1/4 x 7 in. Use your present bracket. Shpg. wt., 6 oz. **\$1.89**  
**28F8334**—Postpaid. **\$1.89**

## GOLD-GLOW Mirror and Clock Combined

Handy rear view mirror and 30-hour clock combination. You see the time when you look into the mirror. Oblong gold-backed mirror, 2 1/4 x 7 in. is of the No-Glare type. At end is mounted an excellent timekeeper—a worthwhile value at this exceedingly low price. Without bracket—install in your present mirror bracket. **\$2.59**  
**28F8339**—Postpaid. **\$2.59**

## Auto-Clock Mounts on Dash

A genuine 8-day Radium Dial, New Haven Clock, readable day and night! Product of a nationally known clock company. Guaranteed unconditionally against all defects in material or workmanship. Accurate and dependable. Easily installed above windshield or on instrument board. Dust-proof case, depth, 1 in.; diameter, 2 1/2 in. Nickel-plated brass case, Chromium plated rim. A real high quality clock at a low price. **\$6.95**  
**28F8331**—Postpaid. **\$6.95**

## Aeroplane Ornament

Lighted cabin type. Propeller spins as you ride! Brilliant chromium plated. Complete with bulb and cable. Fastens through radiator cap. Shipping weight, 1 1/4 lbs. **\$1.69**  
**28F9070**—Each. **\$1.69**

## Modernistic Racing Dog

Beautiful, chromium plated symbol of speed. Very classy, yet low-priced. **79c**  
**28F6081**—Ea. Shpg. wt., 1 lb. **79c**  
**28F6092**—Chromium plated bolt for attaching. Shpg. wt., 2 oz. **10c**

## Winged Siren

Modernistic radiator ornament, full chromium plated. Highly ornamental. Shpg. wt., 1 1/4 lbs. **98c**  
**28F9593**—..... **98c**

## NO-GLARE Mirror and 8-Day Clock

A novel combination of heavy beveled glass, rear-view mirror that kills the glare of reflected lights, and a genuine New Haven 8-day clock, a reliable timepiece upon which you can depend. Black dial with white figures and hands. Mirror size, 2 1/4 x 7 in. Fits your own mirror bracket. No changing of screws or drilling. **\$6.75**  
**28F8349**—Postpaid. **\$6.75**

## Low Priced High Quality Dash Clock

Attractively priced yet made under the standards of the New Haven Clock Company. 30-hour movement with or without luminous figures, stem wind; stem set. Butler satin finish with unbreakable crystal. Easily installed above windshield or on dash. Size, 2 1/4 by 3 1/4 in. Shpg. wt., 6 oz. **\$1.35**  
**28F8336**—..... **\$1.35**  
**28F8331**—Same but luminous figures on black dial. **\$1.89**

## "AEROSCOPE" Radiator Ornament

As modern as the minute—with the dash of the fastest plane in the sky. Sturdily built. Chromium plated. Jewel in nose of propeller, which has wing spread of 7 in. Shipping weight, 1 1/4 lbs. **69c**  
**28F6084**—Each. **69c**  
**28F6092**—Chromium plated bolt for attaching. Shpg. wt., 2 oz. **10c**


## Egyptian Duck

Up to the minute in design. Full chromium plated. **98c**  
**28F592**—Shpg. wt., 1 lb. **98c**

## WE PAY THE POSTAGE ON ORDERS OF \$2.00 OR MORE

**98c EACH**

## The Latest! RADIATOR GRILLES



New class for your car! Standard on many high priced cars. Gives beauty and protection. Heavy gauge steel wire with 1/2-inch mesh, sturdy frame. Completely Chromium plated. No drilling. Fittings furnished. Give make, year and model of car. Postpaid. **\$3.79**  
**28F15706 1/4**—Ford A 1930-31. **\$3.79**  
**28F15707 1/4**—Chevrolet 1929-30. **\$3.79**  
**28F15711 1/4**—Chevrolet 1931. **\$3.79**  
**28F15708 1/4**—Ford 1928-29. **\$3.79**  
**28F15709 1/4**—Ford 1928-29. **\$3.79**  
**28F15710 1/4**—Ford 1928-29. **\$3.79**  
**28F15711 1/4**—Ford 1928-29. **\$3.79**  
**28F15712 1/4**—Ford 1928-29. **\$3.79**  
**28F15713 1/4**—Ford 1928-29. **\$3.79**  
**28F15714 1/4**—Ford 1928-29. **\$3.79**  
**28F15715 1/4**—Ford 1928-29. **\$3.79**  
**28F15716 1/4**—Ford 1928-29. **\$3.79**  
**28F15717 1/4**—Ford 1928-29. **\$3.79**  
**28F15718 1/4**—Ford 1928-29. **\$3.79**  
**28F15719 1/4**—Ford 1928-29. **\$3.79**  
**28F15720 1/4**—Ford 1928-29. **\$3.79**  
**28F15721 1/4**—Ford 1928-29. **\$3.79**  
**28F15722 1/4**—Ford 1928-29. **\$3.79**  
**28F15723 1/4**—Ford 1928-29. **\$3.79**  
**28F15724 1/4**—Ford 1928-29. **\$3.79**  
**28F15725 1/4**—Ford 1928-29. **\$3.79**  
**28F15726 1/4**—Ford 1928-29. **\$3.79**  
**28F15727 1/4**—Ford 1928-29. **\$3.79**  
**28F15728 1/4**—Ford 1928-29. **\$3.79**  
**28F15729 1/4**—Ford 1928-29. **\$3.79**  
**28F15730 1/4**—Ford 1928-29. **\$3.79**  
**28F15731 1/4**—Ford 1928-29. **\$3.79**  
**28F15732 1/4**—Ford 1928-29. **\$3.79**  
**28F15733 1/4**—Ford 1928-29. **\$3.79**  
**28F15734 1/4**—Ford 1928-29. **\$3.79**  
**28F15735 1/4**—Ford 1928-29. **\$3.79**  
**28F15736 1/4**—Ford 1928-29. **\$3.79**  
**28F15737 1/4**—Ford 1928-29. **\$3.79**  
**28F15738 1/4**—Ford 1928-29. **\$3.79**  
**28F15739 1/4**—Ford 1928-29. **\$3.79**  
**28F15740 1/4**—Ford 1928-29. **\$3.79**  
**28F15741 1/4**—Ford 1928-29. **\$3.79**  
**28F15742 1/4**—Ford 1928-29. **\$3.79**  
**28F15743 1/4**—Ford 1928-29. **\$3.79**  
**28F15744 1/4**—Ford 1928-29. **\$3.79**  
**28F15745 1/4**—Ford 1928-29. **\$3.79**  
**28F15746 1/4**—Ford 1928-29. **\$3.79**  
**28F15747 1/4**—Ford 1928-29. **\$3.79**  
**28F15748 1/4**—Ford 1928-29. **\$3.79**  
**28F15749 1/4**—Ford 1928-29. **\$3.79**  
**28F15750 1/4**—Ford 1928-29. **\$3.79**  
**28F15751 1/4**—Ford 1928-29. **\$3.79**  
**28F15752 1/4**—Ford 1928-29. **\$3.79**  
**28F15753 1/4**—Ford 1928-29. **\$3.79**  
**28F15754 1/4**—Ford 1928-29. **\$3.79**  
**28F15755 1/4**—Ford 1928-29. **\$3.79**  
**28F15756 1/4**—Ford 1928-29. **\$3.79**  
**28F15757 1/4**—Ford 1928-29. **\$3.79**  
**28F15758 1/4**—Ford 1928-29. **\$3.79**  
**28F15759 1/4**—Ford 1928-29. **\$3.79**  
**28F15760 1/4**—Ford 1928-29. **\$3.79**  
**28F15761 1/4**—Ford 1928-29. **\$3.79**  
**28F15762 1/4**—Ford 1928-29. **\$3.79**  
**28F15763 1/4**—Ford 1928-29. **\$3.79**  
**28F15764 1/4**—Ford 1928-29. **\$3.79**  
**28F15765 1/4**—Ford 1928-29. **\$3.79**  
**28F15766 1/4**—Ford 1928-29. **\$3.79**  
**28F15767 1/4**—Ford 1928-29. **\$3.79**  
**28F15768 1/4**—Ford 1928-29. **\$3.79**  
**28F15769 1/4**—Ford 1928-29. **\$3.79**  
**28F15770 1/4**—Ford 1928-29. **\$3.79**  
**28F15771 1/4**—Ford 1928-29. **\$3.79**  
**28F15772 1/4**—Ford 1928-29. **\$3.79**  
**28F15773 1/4**—Ford 1928-29. **\$3.79**  
**28F15774 1/4**—Ford 1928-29. **\$3.79**  
**28F15775 1/4**—Ford 1928-29. **\$3.79**  
**28F15776 1/4**—Ford 1928-29. **\$3.79**  
**28F15777 1/4**—Ford 1928-29. **\$3.79**  
**28F15778 1/4**—Ford 1928-29. **\$3.79**  
**28F15779 1/4**—Ford 1928-29. **\$3.79**  
**28F15780 1/4**—Ford 1928-29. **\$3.79**  
**28F15781 1/4**—Ford 1928-29. **\$3.79**  
**28F15782 1/4**—Ford 1928-29. **\$3.79**  
**28F15783 1/4**—Ford 1928-29. **\$3.79**  
**28F15784 1/4**—Ford 1928-29. **\$3.79**  
**28F15785 1/4**—Ford 1928-29. **\$3.79**  
**28F15786 1/4**—Ford 1928-29. **\$3.79**  
**28F15787 1/4**—Ford 1928-29. **\$3.79**  
**28F15788 1/4**—Ford 1928-29. **\$3.79**  
**28F15789 1/4**—Ford 1928-29. **\$3.79**  
**28F15790 1/4**—Ford 1928-29. **\$3.79**  
**28F15791 1/4**—Ford 1928-29. **\$3.79**  
**28F15792 1/4**—Ford 1928-29. **\$3.79**  
**28F15793 1/4**—Ford 1928-29. **\$3.79**  
**28F15794 1/4**—Ford 1928-29. **\$3.79**  
**28F15795 1/4**—Ford 1928-29. **\$3.79**  
**28F15796 1/4**—Ford 1928-29. **\$3.79**  
**28F15797 1/4**—Ford 1928-29. **\$3.79**  
**28F15798 1/4**—Ford 1928-29. **\$3.79**  
**28F15799 1/4**—Ford 1928-29. **\$3.79**  
**28F15800 1/4**—Ford 1928-29. **\$3.79**  
**28F15801 1/4**—Ford 1928-29. **\$3.79**  
**28F15802 1/4**—Ford 1928-29. **\$3.79**  
**28F15803 1/4**—Ford 1928-29. **\$3.79**  
**28F15804 1/4**—Ford 1928-29. **\$3.79**  
**28F15805 1/4**—Ford 1928-29. **\$3.79**  
**28F15806 1/4**—Ford 1928-29. **\$3.79**  
**28F15807 1/4**—Ford 1928-29. **\$3.79**  
**28F15808 1/4**—Ford 1928-29. **\$3.79**  
**28F15809 1/4**—Ford 1928-29. **\$3.79**  
**28F15810 1/4**—Ford 1928-29. **\$3.79**  
**28F15811 1/4**—Ford 1928-29. **\$3.79**  
**28F15812 1/4**—Ford 1928-29. **\$3.79**  
**28F15813 1/4**—Ford 1928-29. **\$3.79**  
**28F15814 1/4**—Ford 1928-29. **\$3.79**  
**28F15815 1/4**—Ford 1928-29. **\$3.79**  
**28F15816 1/4**—Ford 1928-29. **\$3.79**  
**28F15817 1/4**—Ford 1928-29. **\$3.79**  
**28F15818 1/4**—Ford 1928-29. **\$3.79**  
**28F15819 1/4**—Ford 1928-29. **\$3.79**  
**28F15820 1/4**—Ford 1928-29. **\$3.79**  
**28F15821 1/4**—Ford 1928-29. **\$3.79**  
**28F15822 1/4**—Ford 1928-29. **\$3.79**  
**28F15823 1/4**—Ford 1928-29. **\$3.79**  
**28F15824 1/4**—Ford 1928-29. **\$3.79**  
**28F15825 1/4**—Ford 1928-29. **\$3.79**  
**28F15826 1/4**—Ford 1928-29. **\$3.79**  
**28F15827 1/4**—Ford 1928-29. **\$3.79**  
**28F15828 1/4**—Ford 1928-29. **\$3.79**  
**28F15829 1/4**—Ford 1928-29. **\$3.79**  
**28F15830 1/4**—Ford 1928-29. **\$3.79**  
**28F15831 1/4**—Ford 1928-29. **\$3.79**  
**28F15832 1/4**—Ford 1928-29. **\$3.79**  
**28F15833 1/4**—Ford 1928-29. **\$3.79**  
**28F15834 1/4**—Ford 1928-29. **\$3.79**  
**28F15835 1/4**—Ford 1928-29. **\$3.79**  
**28F15836 1/4**—Ford 1928-29. **\$3.79**  
**28F15837 1/4**—Ford 1928-29. **\$3.79**  
**28F15838 1/4**—Ford 1928-29. **\$3.79**  
**28F15839 1/4**—Ford 1928-29. **\$3.79**  
**28F15840 1/4**—Ford 1928-29. **\$3.79**  
**28F15841 1/4**—Ford 1928-29. **\$3.79**  
**28F15842 1/4**—Ford 1928-29. **\$3.79**  
**28F15843 1/4**—Ford 1928-29. **\$3.79**  
**28F15844 1/4**—Ford 1928-29. **\$3.79**  
**28F15845 1/4**—Ford 1928-29. **\$3.79**  
**28F15846 1/4**—Ford 1928-29. **\$3.79**  
**28F15847 1/4**—Ford 1928-29. **\$3.79**  
**28F15848 1/4**—Ford 1928-29. **\$3.79**  
**28F15849 1/4**—Ford 1928-29. **\$3.79**  
**28F15850 1/4**—Ford 1928-29. **\$3.79**  
**28F15851 1/4**—Ford 1928-29. **\$3.79**  
**28F15852 1/4**—Ford 1928-29. **\$3.79**  
**28F15853 1/4**—Ford 1928-29. **\$3.79**  
**28F15854 1/4**—Ford 1928-29. **\$3.79**  
**28F15855 1/4**—Ford 1928-29. **\$3.79**  
**28F15856 1/4**—Ford 1928-29. **\$3.79**  
**28F15857 1/4**—Ford 1928-29. **\$3.79**  
**28F15858 1/4**—Ford 1928-29. **\$3.79**  
**28F15859 1/4**—Ford 1928-29. **\$3.79**  
**28F15860 1/4**—Ford 1928-29. **\$3.79**  
**28F15861 1/4**—Ford 1928-29. **\$3.79**  
**28F15862 1/4**—Ford 1928-29. **\$3.79**  
**28F15863 1/4**—Ford 1928-29. **\$3.79**  
**28F15864 1/4**—Ford 1928-29. **\$3.79**  
**28F15865 1/4**—Ford 1928-29. **\$3.79**  
**28F15866 1/4**—Ford 1928-29. **\$3.79**  
**28F15867 1/4**—Ford 1928-29. **\$3.79**  
**28F15868 1/4**—Ford 1928-29. **\$3.79**  
**28F15869 1/4**—Ford 1928-29. **\$3.79**  
**28F15870 1/4**—Ford 1928-29. **\$3.79**  
**28F15871 1/4**—Ford 1928-29. **\$3.79**  
**28F15872 1/4**—Ford 1928-29. **\$3.79**  
**28F15873 1/4**—Ford 1928-29. **\$3.79**  
**28F15874 1/4**—Ford 1928-29. **\$3.79**  
**28F15875 1/4**—Ford 1928-29. **\$3.79**  
**28F15876 1/4**—Ford 1928-29. **\$3.79**  
**28F15877 1/4**—Ford 1928-29. **\$3.79**  
**28F15878 1/4**—Ford 1928-29. **\$3.79**  
**28F15879 1/4**—Ford 1928-29. **\$3.79**  
**28F15880 1/4**—Ford 1928-29. **\$3.79**  
**28F15881 1/4**—Ford 1928-29. **\$3.79**  
**28F15882 1/4**—Ford 1928-29. **\$3.79</**



## Members Moments

*Keeping in touch*

### Happy Birthday

*Eric Niefeldt      December 7th*

*Ron Clausing      December 10th*

*Jim Agnos      December 19th*

*Frank Ambrose      December 21st*

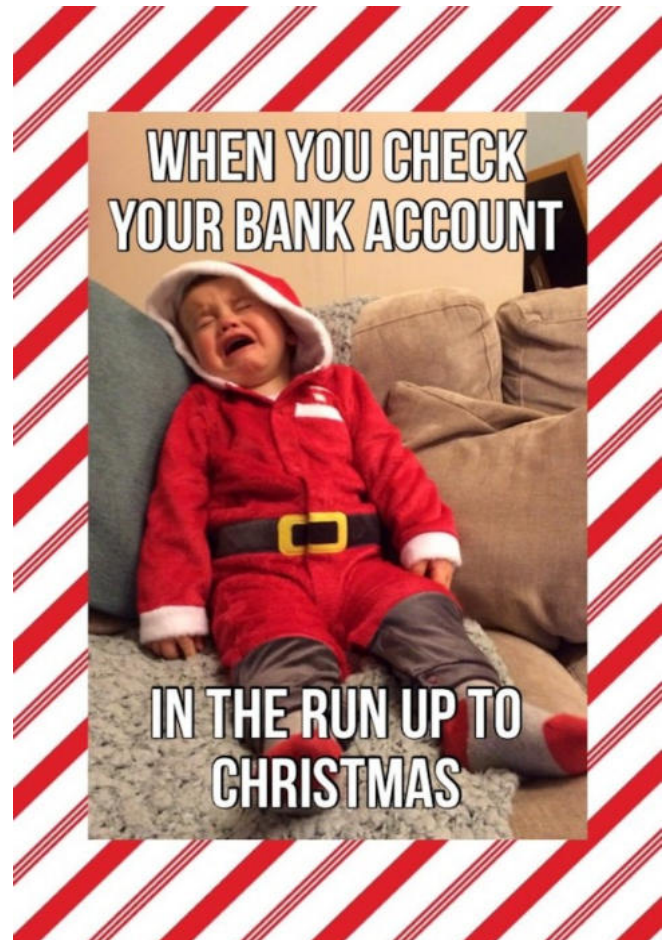

### Happy Anniversary

*John & Pat Marshall      December 4th*

*Ron & Mary Lou Clausing      Dec. 31st*

### Thinking about.....

*Please remember our friends who are struggling with health problems.*







**Mr. Radiator  
& Air Conditioning Service, Inc.**

(815) 464-9470  
www.MrRadiator.com

8433 W. 191st St.  
Mokena, IL 60448

**MICHAEL A. BULHUIS, President**

**ART LE MERE**  
DISTRIBUTOR FOR BRATTONS

✉ artsaparts@gmail.com  
☎ 708-878-6620  
🔧 Sells 1928-1932 Model A Parts

**ART'S A PARTS**

Rebuilds water pumps, distributors, carburetors and steering boxes



## Model A Restorer's Club Registration



6721 Merriman, Garden City, Michigan 48135

<https://model-a-ford.org/>

Membership Dues: Regular Mail U.S. \$50

Canada \$60, International \$70 for the calendar year

Includes 6 issues of *Model A News* over a calendar year, U.S. funds only

Name (Print) \_\_\_\_\_ Spouse's Name \_\_\_\_\_

Address \_\_\_\_\_ City \_\_\_\_\_ State \_\_\_\_\_ Zip \_\_\_\_\_

Phone Number \_\_\_\_\_ email \_\_\_\_\_

OK to list phone number in club roster? (yes or no)

Ok to list email in club roster? (yes or no)

Circle one: Check / Visa / MasterCard / Discover / card number \_\_\_\_\_

EXP date \_\_\_\_\_ 3 digit code on back of credit card \_\_\_\_\_

Signature \_\_\_\_\_

**MARC Membership is required for Region membership**

# The Chatter

**CALUMET REGION, MODEL 'A' RESTORER'S CLUB**



**Thinking of those who are less fortunate during Christmas**



The Calumet Region of the Model "A" Restorer's Club is a non-profit organization dedicated to the restoration and preservation of the Model "A" Ford automobile. Yearly dues for National membership are \$50.00 and Region membership is \$30.00 to publish "The Chatter" and to cover operating expenses. Want-ads are published free to members only in "The Chatter". Normally, business meetings are held on the first Monday of every month at the **Chicago High School for Agriculture Sciences, Library, 3857 W. 111th Street, Chicago, IL.** at 7:00 PM sharp. Business meeting date may be subject to change.